

Week 1 Term 4

Learning from home

K2H

Name:

Welcome to week 1 Term 4,

I hope you all had a restful holiday.

This term working from home packs will continue to have literacy and numeracy based activities, please complete these at your own pace.

Other daily activities can include walks, sensory time, cooking together, craft etc. Please feel free to upload any photos of activities completed.

Please remember seesaw is the best way to contact me.

Kind regards,

Emily Hurst

Favorite classroom songs

Here is a list and links to our some of our daily songs and learning activities, feel free to try these at home.

Good morning songs-

[Have a Good Morning, Have a Good Day | Morning Song for Kids | Jack Hartmann - Bing video](#)

[Good Morning Song for Kids \(with lyrics\) | The Singing Walrus - Bing video](#)

[Hello Song for Kids | Greeting Song for Kids | The Singing Walrus - Bing video](#)

[Good Morning Song for Kids - Bing video](#)

Days of the week -

[Days of the Week Song | The Singing Walrus - Bing video](#)

[Days Of The Week Addams Family \(Parody\) | Fun songs for Big Kids, Preschoolers and Toddlers - Bing video](#)

[Days of the Week Syllables Song | Jack Hartmann | Syllable Song - Bing video](#)

Months of the year -

[Months of the Year Song | Song for Kids | The Singing Walrus - Bing video](#)

[12 Months of the Year | Exercise Song for Kids | Learn the Months | Jack Hartmann - Bing video](#)

[Months of the Year Syllable Song Phonological Awareness Jack Hartmann - Bing video](#)

Weather songs

[How's the Weather Song - Bing video](#)

[SEASONS SONG for kids | Pancake Manor - Bing video](#)

[Seasons Song for Kids \(Autumn Version\) | Pancake Manor - Bing video](#)

Phonics song-

[Ants In The Apple - Bing video](#)

Our favourite dances-

[\(4\) Jump! Children's song by Patty Shukla \(DVD version\) - YouTube](#)

[Penguin Dance | Brain Breaks | Jack Hartmann - Bing video](#)

Favourite songs

[Old MacDonald Had a Farm | Flickbox Nursery Rhymes | Children Songs with Lyrics - Bing video](#)

[Old MacDonald Had A Farm \(2018\) | More Kids Songs | Super Simple Songs - Bing video](#)
[Wheels on the Bus | CoComelon Nursery Rhymes & Kids Songs - Bing video](#)

[Twinkle Twinkle Little Star - Bing video](#)

[Do You Like Broccoli Ice Cream? | Super Simple Songs - Bing video](#)

[The Ants Go Marching | Kids Songs | Super Simple Songs - Bing video](#)

[BINGO | Super Simple Songs - Bing video](#)

[One Potato, Two Potatoes | Super Simple Songs - Bing video](#)

Movement songs

[Brain Breaks - Action Songs for Children - Move and Freeze - Kids Songs by The Learning Station - Bing video](#)

[Shake Your Sillies Out 🎵 Brain Breaks Songs for Kids 🎵 Kids Action Songs by The Learning Station - Bing video](#)

[Penguin Dance | Brain Breaks | Jack Hartmann - Bing video](#)

[Freeze Dance | Freeze Song | Freeze Dance for Kids | Music for Kids | The Kiboomers - Bing video](#)

Math songs

[The Big Numbers Song - Bing video](#)

[Shapes song for kids | The Singing Walrus - Bing video](#)

[What's Your Favorite Color? | Kids Songs | Super Simple Songs - Bing video](#)

[Five Little Ducks | Kids Songs | Super Simple Songs - Bing video](#)

[Humpty Dumpty - 3D Animation English Nursery Rhyme songs For Children with Lyrics - Bing video](#)

[Hickory Dickory Dock | Super Simple Songs - Bing video](#)

[One Little Finger | featuring Noodle & Pals | Super Simple Songs - Bing video](#)

Miss Loaney has made a list of all our favourite dances and songs that K2H have enjoyed this year so you can enjoy them at home.

Songs:

Heads shoulders knees and toes <https://www.youtube.com/watch?v=RuqvGiZiOqg>

Ants Go Marching

<https://www.youtube.com/watch?v=Pjw2A3QU8Qg>

Five Little Ducks

<https://www.youtube.com/watch?v=pZw9veQ76fo>

Ten in the Bed

https://www.youtube.com/watch?v=TdDypyS_5zE

Freeze song

<https://www.youtube.com/watch?v=2UcZWXvgMZE>

Old Macdonald had a farm

https://www.youtube.com/watch?v=_6HzoUcx3eo

Hickory Dickory Dock

<https://www.youtube.com/watch?v=HGgsklW-mtg>

Just Dance:

I like to Move It

<https://www.youtube.com/watch?v=ziLHZeKbMUo>

I am a Gummy Bear

<https://www.youtube.com/watch?v=mYLhX6aJ32o>

Five Little Monkeys

<https://www.youtube.com/watch?v=lxFOiaYJR-s>

New songs-

Count to 100

[Big Numbers Song | Count to 100 Song | The Singing Walrus - Bing video](#)

Count 1-10

[Counting 1-10 Song | Number Songs for Children | The Singing Walrus - Bing video](#)

Count to ten with our friends

[Count to 10 with Our Friends | Counting Song for Kids | Count to 10 by 1's | Jack Hartmann - Bing video](#)

Chicken count

[Chicken Count by Mary Jo Huff | Counting Song | Count to 10 | Jack Hartmann - Bing video](#)

Act out the alphabet

<https://www.bing.com/videos/search?q=the+singing+walrus&&view=detail&mid=85623FA49DC620A6F49985623FA49DC620A6F499&&FORM=VDRVRV>

Animal sounds

<https://www.bing.com/videos/search?q=Singing+Walrus+Animal+Songs&&view=detail&mid=1B1F5581A0B0C34FD0AC1B1F5581A0B0C34FD0AC&&FORM=VRDGAR&ru=%2Fvideos%2Fsearch%3Fq%3DSinging%2BWalrus%2BAnimal%2BSongs%26FORM%3DVRIBQP>

The clean up song

<https://www.bing.com/videos/search?q=Singing+Walrus+clean+up&&view=detail&mid=8EF47B4DFA5FC383I7D28EF47B4DFA5FC383I7D2&&FORM=VRDGAR&ru=%2Fvideos%2Fsearch%3Fq%3DSinging%2520Walrus%2520clean%2520up%26qs%3Dn%26form%3DQBVDMMH%26sp%3D-l%26pq%3DSinging%2520walrus%2520clean%2520u%26sc%3D3-22%26sk%3D%26cvid%3D5B475693CFBC4FIF80IDA669D5136DE0>

Each day, mark the day off by crossing the number off on the chart. Any special occasions you can add to your calendar?

OCTOBER 2021						
SUN	MON	TUE	WED	THU	FRI	SAT
					1	2
3	4	5	6	7	8	9
10	11	12	13	14	15	16
17	18	19	20	21	22	23
24	25	26	27	28	29	30
31						

burning

hot

hot

sunny



cloudy



warm

The

WEATHER

today

windy



cool

cold

freezing

cold

snowy



stormy



rainy




What is the weather like today?

Using pictures or words, can you record the weather for each day this week?

Monday	Tuesday	Wednesday	Thursday	Friday	Saturday	Sunday

Draw a picture of something you have done outside today



Sing along to the months of the year. Try to point at each month as you go.



along to the days of the week, try to point to each day as you go



a



b



c



d



e



f



g



h



i



j



k



l



m



n



o



p



q



r



s



t



u



v



w



x



y



z

A4 Alphabet Card B101



© Copyright 1991-98 Butterflies. All rights reserved.

is the
and for
a on

I am
went to
this can

we are
like my
in see

Using the yellow
butterfly card
listen to the ants
in the apple song
and point to the
sounds as you go



[Ants In The Apple - Bing video](#)

Extension

Using the blends
card can you say
the blend i.e. qu as in queen and quick, gl
as in glue and glum





bl



br



ch



cl



cr



dr



fl



fr



gl



gr



kn



ph



pl



pr



qu



sc



sh



sk



sl



sm



sn



sp



st



sw



© 2015 Dynamilis. All rights reserved. No part of this publication may be reproduced without prior written permission from Dynamilis.

Age Range: 5-7 years / Kindergarten/Grade 1

2015
Dynamilis
All Rights Reserved
No part of this publication
may be reproduced without
prior written permission
from Dynamilis.



th



tr



tw



wh


Alphabet Adventures

Complete the maze by following the pictures that begin with the 'd' sound.



Alphabet Adventures

Complete the maze by following the pictures that begin with the 'q' sound.



Using our revision letters from
the last few weeks lets see
what words we can make

s a t n i p c k

e h r m d q

Can you practice writing out
or tracing these words on the
next page

dad

cats

mad

had

sad

pad

kick

tick

pick

Nick

lick

quick

Lets add some sounds to ad_ to
make some words

m b p s gl


_____ ad

_____ ad

_____ ad

_____ ad


Can you draw a
picture of a mad
cat



*Extension activity on
next page*

Trace the blend 'fr' and circle the pictures that start with 'fr'.



fr



fr



fr



fr

Trace the blend 'gl' and circle the pictures that start with 'gl'.


gl



gl



gl



gl

Sight word practice

Read the words below, have a try at pointing to them as you read.

Try to either trace the words or write them on your own.

I am

went to

this can

we are

like my

in see

is the

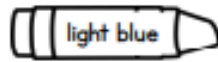
and for

a on

COLOUR BY SIGHT WORD




the



I




am




went



a



to





Extension

Have a go at reading the green sight words.

Using your pointing finger, point to the words and have a go at saying them.

Can you copy over these words? Can you write them out?

play

other

over

about

very

out

again

into

some

new

after

many

shout

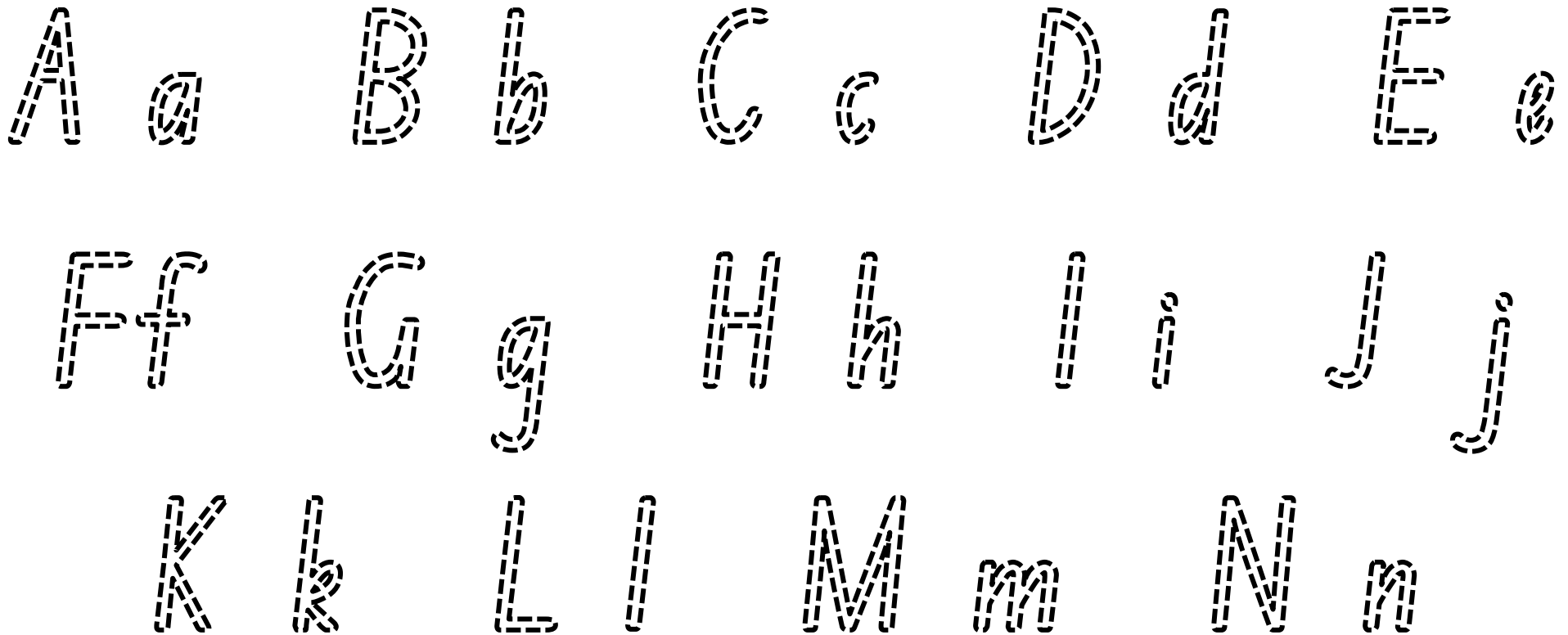
then

girl

home

Practice writing out you name

Practice tracing over the letters, for an extension copy them onto a new page



O

o

P

p

Q

q

R

r

S

s

T

t

U

u

V

v

W

w

X

x

Y

y


Z

z

Extension:


*Can you write down what is your
address?*

*Draw a picture of something
from backyard*




*Write a sentence about a pet or
animal.*





Read and Find



Read each word then find
the matching picture.

bag 

pan 

net 

vet 

pig 

bin 

mop 

box 

bug 

sun 

CVC DETECTIVES


Read and Find






A cat with a hat.

1



A cat on a mat.

2



A cat that is fat.



A cat chases a rat.




A cat scared of a bat.

5




A cat who can chat.

6



A cat who sat.

7



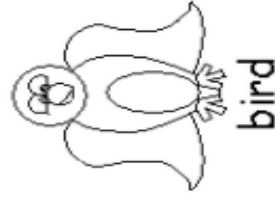
How cute is that?

8

Name: _____

Read the minibook "The Cat with a Hat" and answer the following questions by circling the correct picture:

The book was
about a



bird



cat

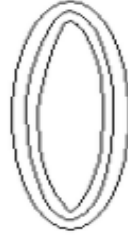


dog

The cat wore a



hat

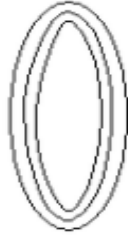


mat



sock

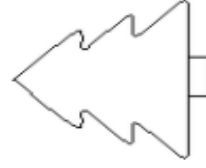
The cat sat on a



mat



rat



tree

The cat chased a



bat



fish



rat

The cat was scared
of a



bat



lion



phone

Practice tracing over the numbers

0 1 2 3 4 5

6 7 8 9 10

11 12 13 14 15

16 17 18 19 20

0

1

2

3

4

5

6

7



8

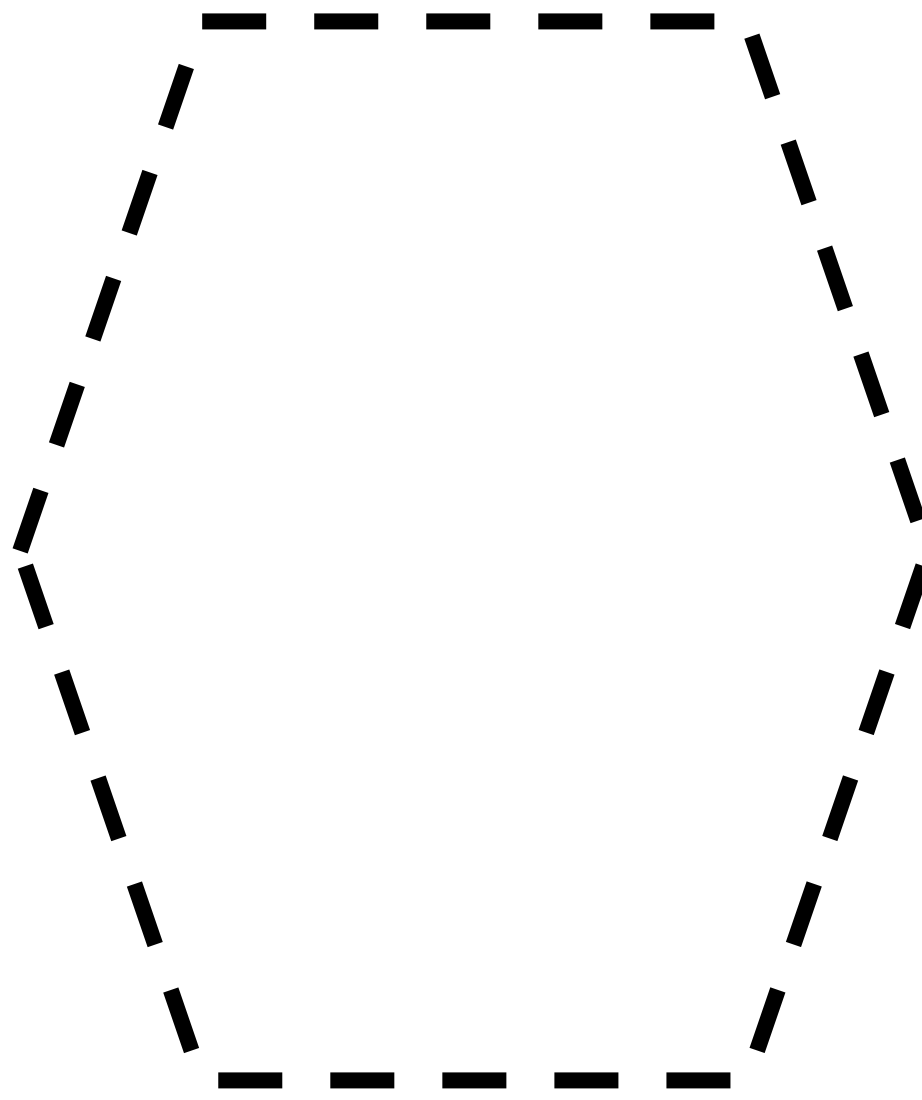
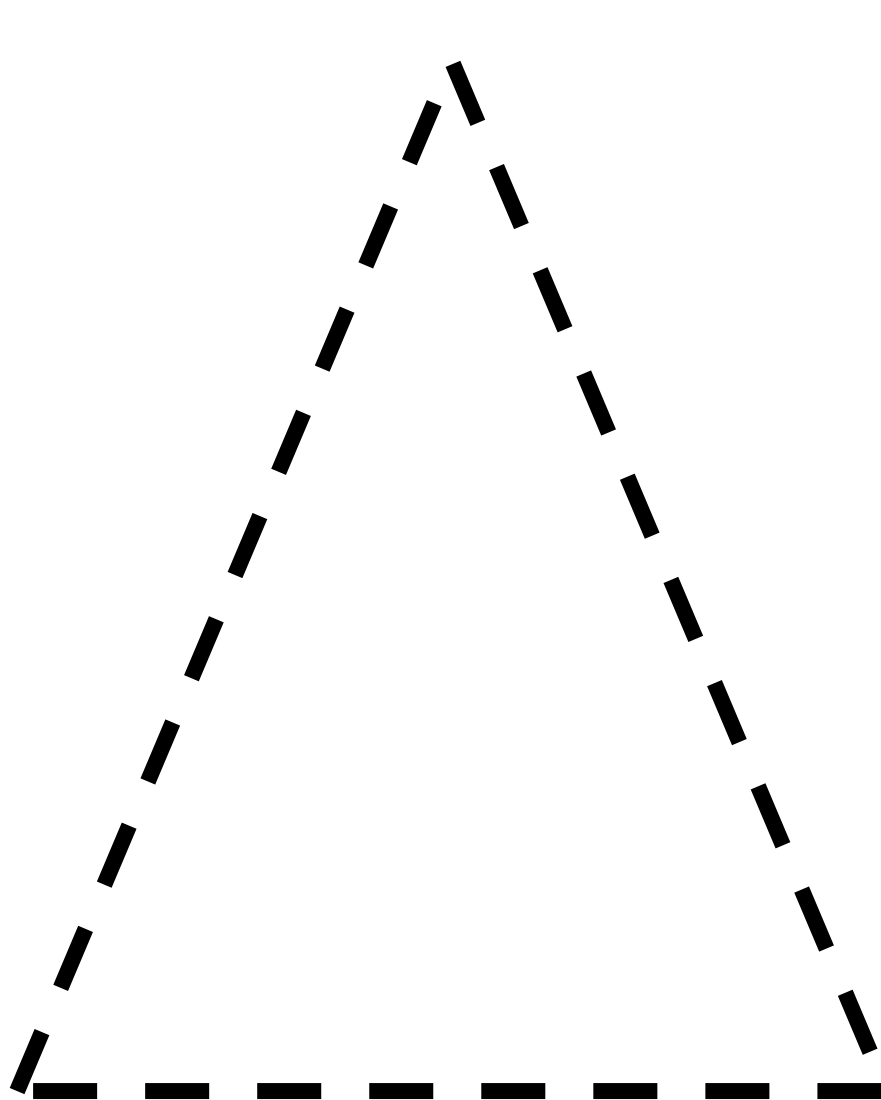
9

10


Practice tracing over the shapes









Circle the group with more pears.




Circle the group with fewer apples.



Circle the group with more pumpkins.



Circle the group with fewer cupcakes.



Measure the bar and color the length shown.



3



5



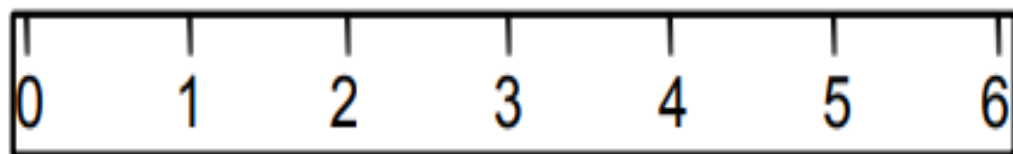
1



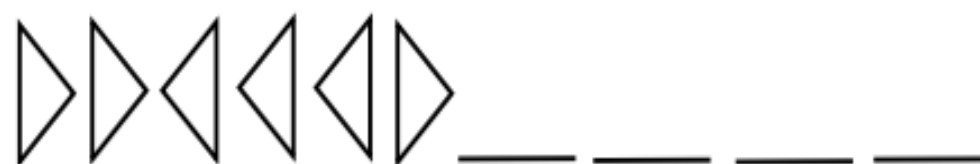
6



2



Complete the patterns:



Draw a line between the number and its word.

9

one

7

three

1

seven

3

six

5

eight

8

ten

2

four

4

five

10

two


6

nine

Count the objects and write the number in the box.

1)  =

2)  =

3)  =

4)  =

5)  =

6)  =

7)  =


Kindergarten Counting Worksheet

Count the objects and write the number in the box.


1)  =

2)  =

3)  =


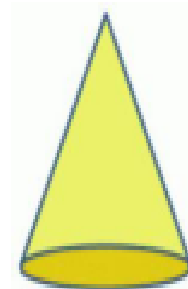
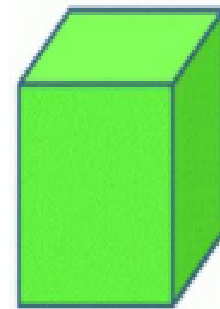
4)  =

5)  =


6)  =

7)  =


Draw lines from the real-world items to their matching shapes.



Draw lines from the real-world items to their matching shapes.



Name _____




Cut and paste the missing number.

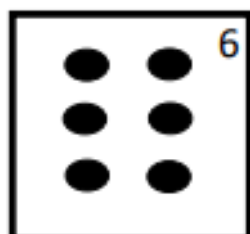
<div data-bbox="225 309 475 533"><div>4</div><div></div></div>	<div data-bbox="518 398 582 459">+</div>	<div data-bbox="608 309 858 533"><div>3</div><div></div></div>	<div data-bbox="901 414 965 459">=</div>	<div data-bbox="1002 309 1252 533"><div></div></div>
<div data-bbox="225 544 475 768"><div>10</div><div></div></div>	<div data-bbox="518 633 582 678">-</div>	<div data-bbox="608 544 858 768"><div>5</div><div></div></div>	<div data-bbox="901 633 965 678">=</div>	<div data-bbox="1002 544 1252 768"><div></div></div>
<div data-bbox="225 779 475 1003"><div>6</div><div></div></div>	<div data-bbox="518 869 582 929">+</div>	<div data-bbox="608 779 858 1003"><div>3</div><div></div></div>	<div data-bbox="901 869 965 913">=</div>	<div data-bbox="1002 779 1252 1003"><div></div></div>
<div data-bbox="225 1014 475 1238"><div>7</div><div></div></div>	<div data-bbox="518 1104 582 1149">-</div>	<div data-bbox="608 1014 858 1238"><div>4</div><div></div></div>	<div data-bbox="901 1104 965 1149">=</div>	<div data-bbox="1002 1014 1252 1238"><div></div></div>
<div data-bbox="225 1249 475 1473"><div>5</div><div></div></div>	<div data-bbox="518 1339 582 1400">+</div>	<div data-bbox="608 1249 858 1473"><div>1</div><div></div></div>	<div data-bbox="901 1339 965 1384">=</div>	<div data-bbox="1002 1249 1252 1473"><div></div></div>

<div data-bbox="156 1527 406 1751"><div>9</div><div></div></div>	<div data-bbox="411 1527 662 1751"><div>5</div><div></div></div>	<div data-bbox="667 1527 917 1751"><div>6</div><div></div></div>	<div data-bbox="922 1527 1173 1751"><div>7</div><div></div></div>	<div data-bbox="1177 1527 1428 1751"><div>3</div><div></div></div>
--	--	--	---	--

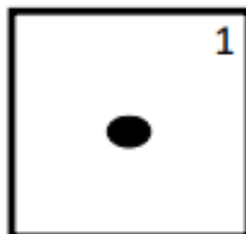
Name _____




Cut and paste the missing number.



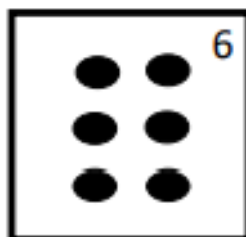
-




=



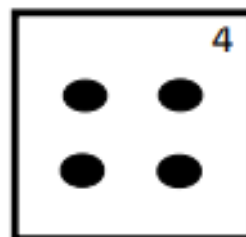
-



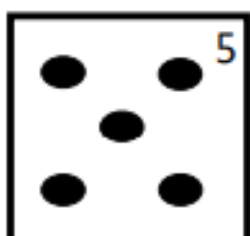
=



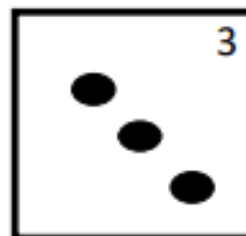
-




=



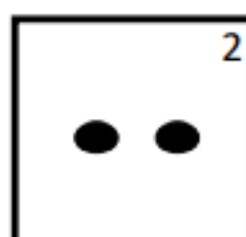
-



=



-



=

