

Dear families,

Welcome to our first week of term 3!

In the home learning packs you will find a variety of literacy and numeracy activities, please feel free to complete these activities when and how you wish.

I have included a yellow 'Butterfly Card', we use these to point to the alphabet when we listen to Ants in the Apple song (feel free to try this at home).

At the bottom of the page is your child's login to Reading eggs, this is a program we have used in class as a whole class activity.

Other activities you may wish to try may include name writing, listening to class songs (list has been provided), singing and dancing and lots of outdoor play.

I will touch base with all throughout the week via seesaw and phone calls (please be aware these will be on a private number).

Have a wonderful week and fingers crossed we are back in the classroom soon!

Emily Hurst

Here is a list and links to our some of our daily songs and learning activities, feel free to try these at home.

## **Good morning songs-**

[Have a Good Morning, Have a Good Day | Morning Song for Kids | Jack Hartmann - Bing video](#)

[Good Morning Song for Kids \(with lyrics\) | The Singing Walrus - Bing video](#)

[Hello Song for Kids | Greeting Song for Kids | The Singing Walrus - Bing video](#)

## **Days of the week -**

[Days of the Week Song | The Singing Walrus - Bing video](#)

[Days Of The Week Addams Family \(Parody\) | Fun songs for Big Kids, Preschoolers and Toddlers - Bing video](#)

[Days of the Week Syllables Song | Jack Hartmann | Syllable Song - Bing video](#)

## **Months of the year -**

[Months of the Year Song | Song for Kids | The Singing Walrus - Bing video](#)

[12 Months of the Year | Exercise Song for Kids | Learn the Months | Jack Hartmann - Bing video](#)

[Months of the Year Syllable Song Phonological Awareness Jack Hartmann - Bing video](#)

## **Phonics song-**

[Ants In The Apple - Bing video](#)

## **Our favourite dances-**

[\(4\) Jump! Children's song by Patty Shukla \(DVD version\) - YouTube](#)



























[Penguin Dance | Brain Breaks | Jack Hartmann - Bing video](#)

## **Math songs**

[The Big Numbers Song - Bing video](#)

[Shapes song for kids | The Singing Walrus - Bing video](#)

[What's Your Favorite Color? | Kids Songs | Super Simple Songs - Bing video](#)

	a		b		c		d		e		f		g		h
	i		j		k		l		m		n		o		p
	q		r		s		t		u		v		w		x
	y		z	<div>is the</div> <div>and for</div> <div>a on</div>											
<div>I am</div> <div>went to</div> <div>this can</div>															
<div>we are</div> <div>like my</div> <div>in see</div>															



A4 Alphabet Card B101

P.O. Box 21814  
Menderson,  
Auckland 1221  
New Zealand  
Ph/Fax (INT) 64 9 828 7742  
Ph/Fax (NZ) 09 828 7742  
Printed in New Zealand

Butterflies

© Copyright 1991-08 Butterflies. All rights reserved.





**A is for APPLE**   
**Circle all of the A's in**  
 **red.**

A	G	A	E	R	G	I
E	B	A	O	R	F	Y
D	G	C	E	H	W	I
A	C	N	X	R	V	A
M	G	F	H	R	O	I
A	L	T	A	J	U	I
K	G	A	S	R	O	C
P	Q	A	E	G	H	A



a

a is for ant   
Circle all of the a's in  
 red.

b	c	e	k	a	o	r
a	g	l	f	z	n	c
h	e	a	m	x	a	t
a	q	h	g	a	b	w
j	d	a	p	o	v	a
o	a	y	c	r	a	l
i	y	g	u	s	u	c
a	a	r	t	n	w	a

**Aa**

**Circle all of the things  
that start with the  
letter A**



Name: \_\_\_\_\_

## Say and Spell

Say the name of each picture. Write the word.



c	a	t
---	---	---



--	--	--



--	--	--









--	--	--




--	--	--

# Circle the Correct Word

Circle the correct word for the picture.

	lot	log
	sip	sit
	web	wet
	lip	lid
	nut	net
	pan	pin





# Ham and Cheese Sandwich


## Ingredients:

### Food



bread

### Utensils



plate



ham



ONEIDA

knife



cheese



sandwich toaster



margarine

### Method:




1. Put two pieces of bread on a plate




2. Spread margarine on the bread with a knife



3. Place a piece of ham on the bread



4. Place a piece of cheese on the bread



5. Put the 2<sup>nd</sup> piece of bread on top



6. Place the sandwich on the toaster and turn on



7. Turn off toaster, take out sandwich and cut in half



8. Eat



# Ham and Cheese Sandwich

## Ingredients:

### Food



bread



ham slice



cheese slice

### Tools




plate



knife



sandwich toaster



margarine

### Method:




1. Put two pieces of bread on a plate



2. Spread margarine on the bread with a knife



3. Place a piece of ham on the bread



4. Place a piece of cheese on the bread



5. Put the 2<sup>nd</sup>  
piece of bread  
on top



6. Place the  
sandwich on the  
toaster and turn  
on



7. Turn off  
toaster, take  
sandwich and  
cut in half







8. Eat




Name \_\_\_\_\_



# COUNT and ADD

   +  =  +  =




  +    =  +  =

 +   =  +  =


   +  =  +  =

  +   =  +  =

    +  =  +  =

  +  =  +  =





name \_\_\_\_\_











# COUNT and ADD

  +    =  +  =




    +  =  +  =

 +    =  +  =

   +  =  +  =


  +   =  +  =

   +   =  +  =

  +  =  +  =



Name .....



## COUNT and ADD

$$\text{flower} + \text{flower} \text{ flower} = \boxed{1} + \boxed{2} = \boxed{3}$$

$$\text{flower} \text{ flower} \text{ flower} + \text{flower} \text{ flower} = \boxed{\phantom{0}} + \boxed{\phantom{0}} = \boxed{\phantom{0}}$$

$$\text{flower} + \text{flower} \text{ flower} \text{ flower} \text{ flower} = \boxed{\phantom{0}} + \boxed{\phantom{0}} = \boxed{\phantom{0}}$$

$$\text{flower} \text{ flower} + \text{flower} \text{ flower} = \boxed{\phantom{0}} + \boxed{\phantom{0}} = \boxed{\phantom{0}}$$

$$\text{flower} \text{ flower} \text{ flower} \text{ flower} + \text{flower} = \boxed{\phantom{0}} + \boxed{\phantom{0}} = \boxed{\phantom{0}}$$









$$\text{flower} + \text{flower} = \boxed{\phantom{0}} + \boxed{\phantom{0}} = \boxed{\phantom{0}}$$

$$\text{flower} \text{ flower} + \text{flower} \text{ flower} \text{ flower} = \boxed{\phantom{0}} + \boxed{\phantom{0}} = \boxed{\phantom{0}}$$

Name: \_\_\_\_\_

# How Many?

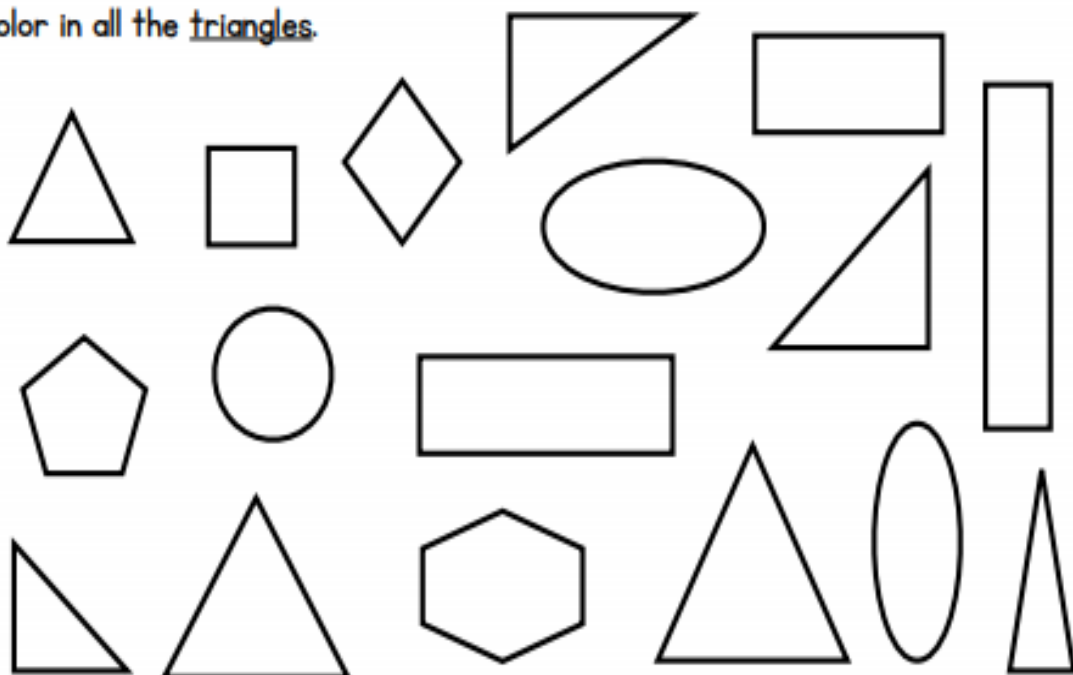
Write the number of flowers.



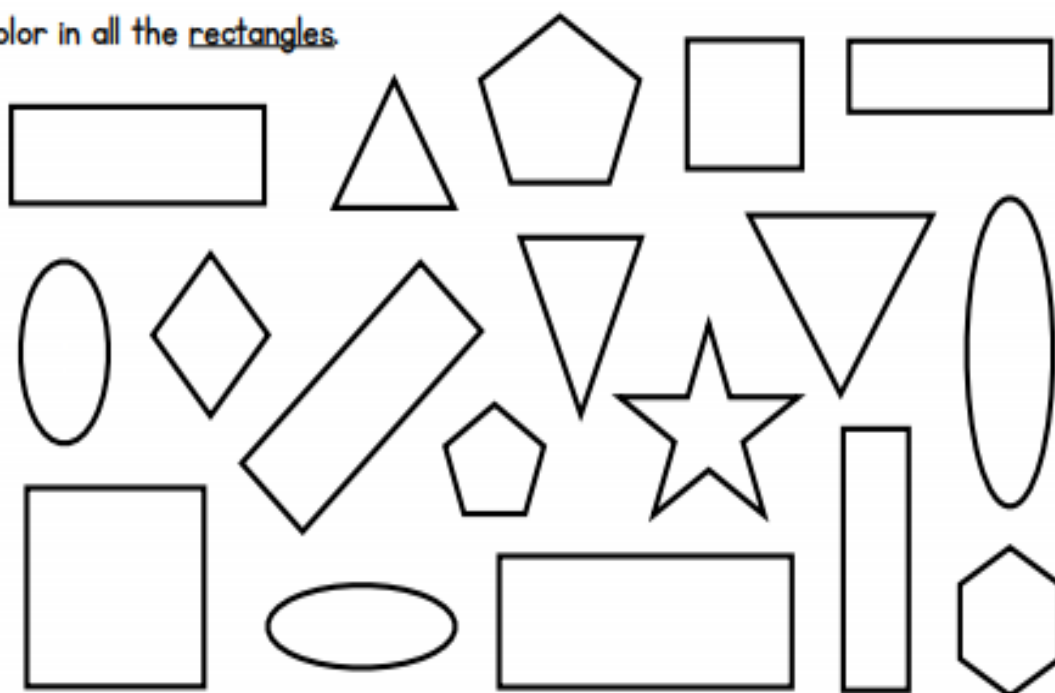
Name: \_\_\_\_\_

# Shape Find

Color in all the triangles.



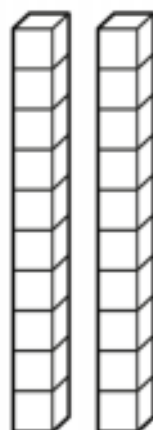
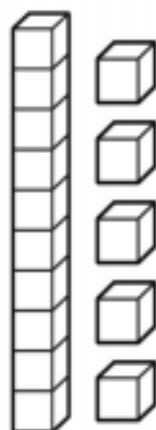
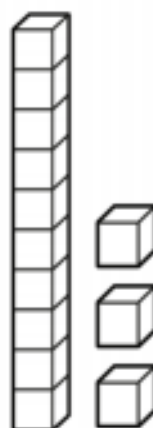
Color in all the rectangles.



Name: \_\_\_\_\_

# How Many?

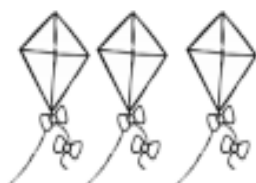
Write the number of blocks.



Name: \_\_\_\_\_

# Addition with Pictures

(Sums to 5)



$$2 + 3 = \underline{\quad}$$




$$1 + 2 = \underline{\quad}$$



$$2 + 2 = \underline{\quad}$$



$$1 + 3 = \underline{\quad}$$



$$3 + 2 = \underline{\quad}$$

Name: \_\_\_\_\_


## Missing Numbers

Fill in the missing numbers.

1	2		4	5
6		8	9	
11			14	15
		18		20
21			24	

Name: \_\_\_\_\_

What do you like to do outside for fun?



\_\_\_\_\_

-----

\_\_\_\_\_

\_\_\_\_\_

-----

\_\_\_\_\_

\_\_\_\_\_

-----

\_\_\_\_\_

\_\_\_\_\_

-----

\_\_\_\_\_

