

Early Stage 1 – Week 1 Term

You will not need access to a digital device to complete the following activities. You will need help from a parent/carer.

		Tuesday	Wednesday	Thursday	Friday
Task	Sight words	Could you organise your toys today?	Have you made your bed?	How can you help a family member today?	Can you tidy your room?
Morning	Select 5 or 10 sight words suitable for your child to work on for the week. <i>me for am the you no can look on come went put said here little and school them was with</i>	English Read and write your sight words on some paper. Read a book with a parent/carer. You can use your PM online account or a book you have at home. What interesting words can you find in the story? Identify all the characters in the story and talk about them with your parent/carer. Complete the sound sort worksheet for the letters g,l,f,b,o,u	English Practise writing your name and sight words on some paper. Read a book with a parent/carer. Can you find some punctuation in the story, for example full stops and capital letters? Talk to your parent/carer about them. Draw a picture of your bedroom. Label your picture. Complete the handwriting sheet, trace all the letters.	English Read and write your sight words on some paper. Read a book with a family member. How were the characters feeling at the beginning and then at the end of the story? What made them feel this way? Complete the trace, draw and make sentence worksheet.	English Read and write your sight words on some paper. Read a book with a family member. Can you find any of your sight words in the story? Tell your parent/carer what the story is about – who are the characters, what happens? Complete the initial sounds colouring sheet

		Tuesday	Wednesday	Thursday	Friday
Break		Break	Break	Break	Break
Middle		<p>Mathematics</p> <p>Number hunt: what numbers can you find in your house? Can you find all the numbers from zero to twenty? Try writing these numbers on some paper, for example the numbers on a remote control or a clock. Can you find numbers on shoes, on food in the cupboard or in the fridge?</p> <p>Collect your favourite toys, books or LEGO. Sort them into different categories. How did you choose to sort them? Is there another way you can sort them?</p>	<p>Mathematics</p> <p>Ask someone to help you collect 20 objects. Practise counting your collection, forwards and backwards. You could even try starting from different numbers (for example, start with 5 objects and keep counting).</p> <p>Count how many steps it takes to get from your bedroom to the kitchen and back.</p> <p>Practise writing your numbers starting from 0. How far can you go?</p>	<p>Mathematics</p> <p>Shape hunt: What shapes can you find in your house?</p> <p>Draw a picture out of these shapes. Describe your picture to a family member and ask them to help you write down the names of the shapes.</p> <p>Choose some objects in your house. Order them from shortest to longest.</p> <p>Practise counting backwards from 30 or 20. How far can you count forwards?</p>	<p>Mathematics</p> <p>Collect some blocks, pencils, pens, dried pasta, dried beans, etc. Make a repeating pattern. Draw your pattern. Describe your pattern to a family member. Can you make another pattern using the same materials? Draw your second pattern.</p> <p>Choose one of your objects for example, a block and use it to measure things in your house. For example, how long (how many blocks) is your table? How wide is the door?</p> <p>Draw a picture of you measuring something that you discovered which was very long and something you discovered which was very short.</p>

		Tuesday	Wednesday	Thursday	Friday
Break		Break	Break	Break	Break
Afternoon		<p>History</p> <p>Who is in your family? Ask each of your family members what country they were born in. Draw a picture of your family.</p>	<p>Creative arts</p> <p>Sing a song with a family member, for example 'Heads shoulders, knees and toes' or 'Row, row, row your boat'. Can you make some actions to go with the song? Make up a dance sequence and perform it for your family.</p>	<p>Creative Arts</p> <p>Invent a monster. Draw a picture of what the new monster will look like. Describe its features and label it. Write where it will live on the bottom of the page.</p>	<p>PDHPE</p> <p>Identify three ways you can keep your body healthy. Practise throwing and catching a ball with a family member. Draw a hopscotch and practise hopping and jumping through the squares. Mindfulness – koala colouring activity</p>

9



1



f



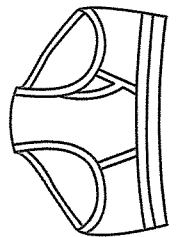

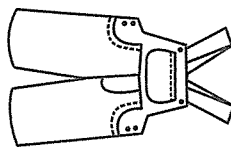
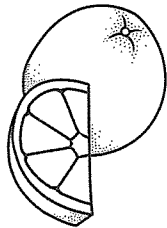

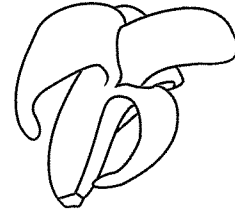


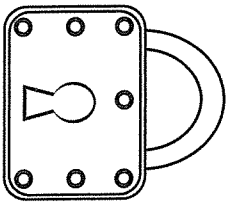
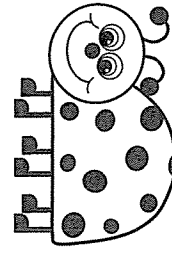

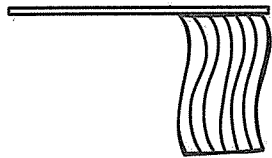
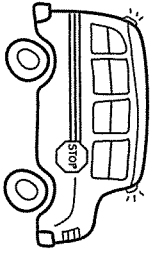


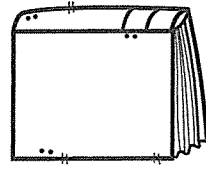


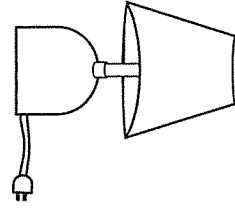

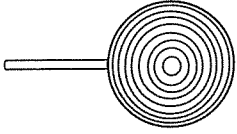


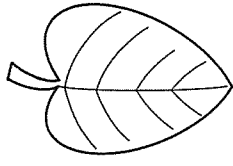

b



o



u



a

b

c

d

e

f

g

h

i

j

k

l

m

n

o

p

q

r

s

t

u

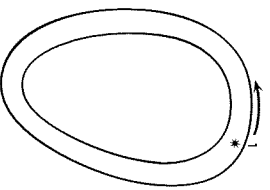
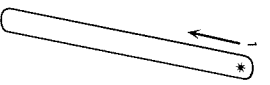


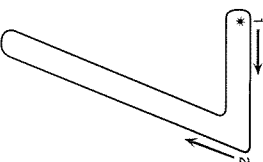
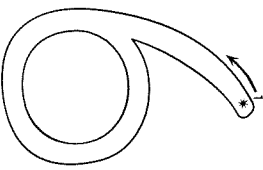
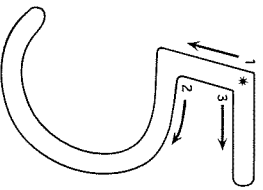
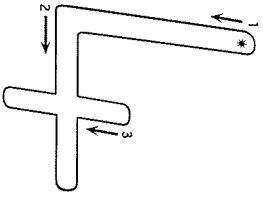

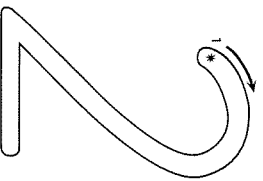
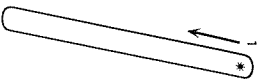
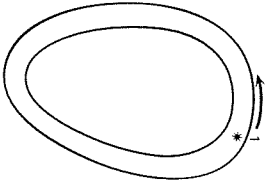
v

w

x

y

z



--	--	--	--	--

3. Cut the words out and glue them into the boxes in the correct order.

2. Draw what is happening in the sentence.

The little dog can jump.

1. Trace the words in the sentence.

Trace, Draw and Order a Sentence

Name: _____ Date: _____

dog jump. The can little

w	h	b	p	g	i	u	y	b
b	t	i	a	w	r	f	l	p
d	o	w	b	p	g	v	n	t
q	c	k	a	t	s	m	r	n
w	p	d	t	k	c	c	b	a

Colour in the box containing the letter that the picture starts with.

Name: _____

Date: _____

