



# Stage 2

TERM 3

*Week 1, 2021*

















LEARN-FROM-HOME PACK

Name: \_\_\_\_\_


Class: \_\_\_\_\_

# INSTRUCTIONS

- Complete your work each day
- Tick or colour each box when you complete the activity
- Ask an adult to sign next to the box when you have completed your daily reading if you can't find your Home Reading Log
- The pictures under the days of the week will help you keep your work organised

Tuesday 		Wednesday 		Thursday 		Friday 	
Home Reading		Home Reading		Home Reading		Home Reading	
Word Chain		Word Chain		Word Chain		Word Chain	
Word Cline		Word Cline		Word Cline		Word Cline	
Editing		Editing		Editing		Editing	
Brainstorm writing ideas		Draft writing		Revise writing		Edit writing	
Cull writing ideas							
Plan writing						Fantastic Mr Fox title page	
Addition/subtraction strategies page		Addition/subtraction strategies page		Addition/subtraction strategies page		Addition/subtraction strategies page	
Number of the Day page		Number of the Day page		Number of the Day page		Number of the Day page	
Self-assessment:   		Self-assessment:   		Self-assessment:   		Self-assessment:   	

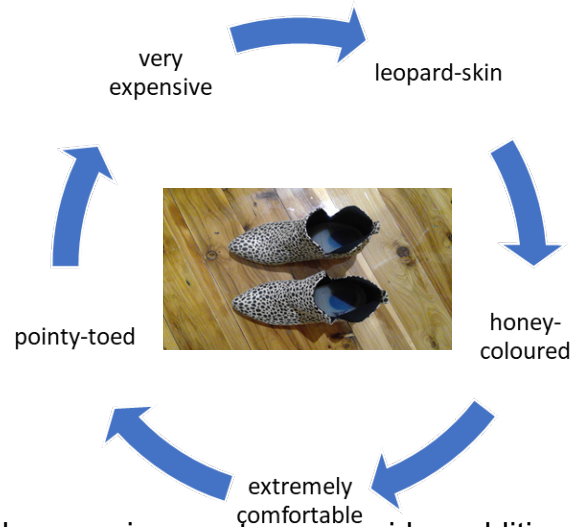
# Tuesday



## Activity 1: Reading

## Activity 2: Word Chains

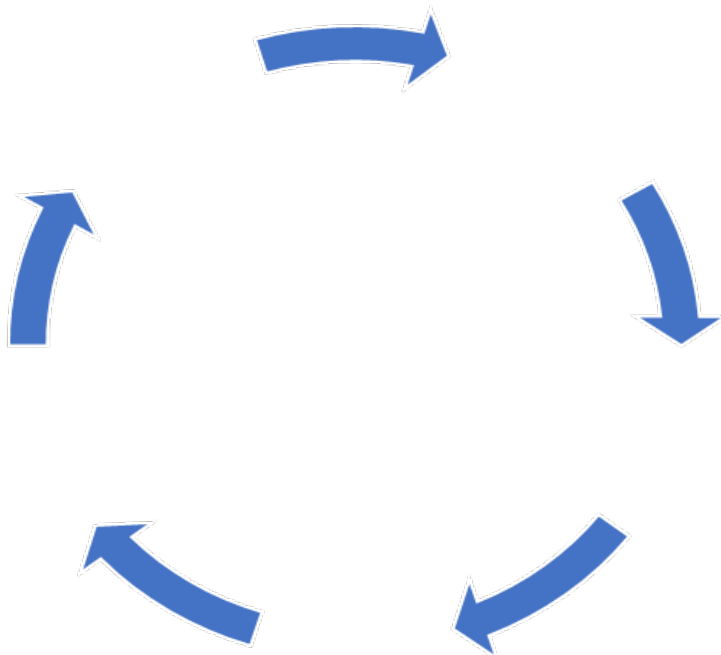
**Word Chains** are a means of using interesting vocabulary in your writing, on a particular topic. Start with a noun, for example, **shoes**. Place a picture (photo or drawing) in the middle of the circle, then surround the noun, **shoes**, with interesting, related adjectives that describe the noun, **shoes**. Eg:




Adding adjectives before the noun in a sentence provides additional information to the reader, making your writing more interesting.

Eg: These are my **very expensive, pointy-toed, leopard-skin** shoes.

Now, **it's your turn**. Make a word chain below, describing your favourite socks. Place a drawing of your socks in the middle of the circle and surround your socks with interesting adjectives that describe them.



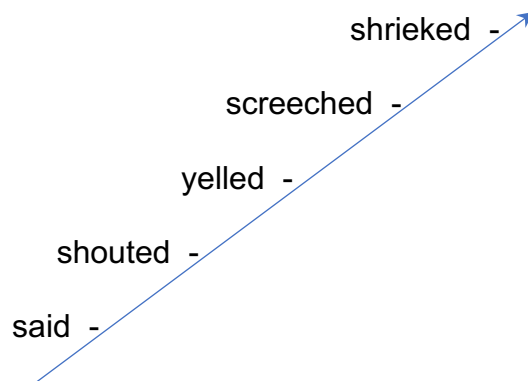


Build noun groups by placing relevant adjectives in front of the noun – usually 3 will suffice (the rule of threes).

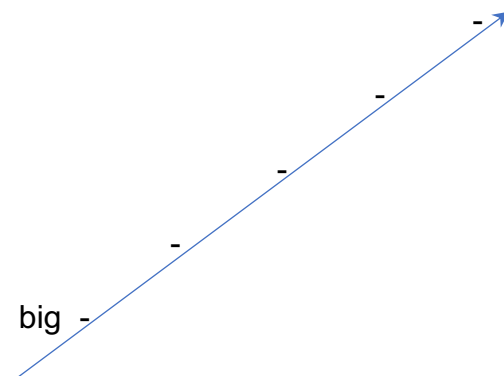
1. These are my \_\_\_\_\_, \_\_\_\_\_, \_\_\_\_\_ socks.
2. These are my \_\_\_\_\_, \_\_\_\_\_, \_\_\_\_\_ socks.
3. These are my \_\_\_\_\_, \_\_\_\_\_, \_\_\_\_\_ socks.


## Activity 3: Word Clines

A **word cline** is a scale of language items (words) that go from weak to strong. When we use interesting, more complex vocabulary in our writing, we better engage our readers and provide more information in our stories, ensuring our message is better understood. We can choose our words carefully to inform our readers exactly what we mean. For example, when we use **said** in our stories, we can provide more information for our readers by telling them how something was said. The word cline below provides some alternate words to **said** that you may like to use in your writing.



**Complete** the word cline below, starting with the word big, and filling in the blanks, adding more complex and interesting words as you move up the cline.





## Activity 4: Editing

Use an orange pencil to edit this passage. Read it out loud so you can hear where full stops and commas belong. You need to add: 4 capital letters

3 commas

4 full stops

red foxes have long whiskers retractable claws and excellent night vision red fox parents take turns hunting for food and bringing it back to hungry kits waiting at home cities and suburbs are spreading into the countryside swallowing up red fox habitats across the world instead of moving which many animals would do these clever foxes learn to thrive near large populations of people


## Writing

You are going to write about your favourite holiday (real or made up) and **persuade** your teacher that they should plan a holiday at that place, or doing the activities that you did. Keep up the writing each day: you will publish this piece of finished persuasive writing when you come back to school and add it to your publishing folder.

## Activity 5: Brainstorm

Think about your greatest holiday. Now brainstorm all the great things you did during that time:


## Activity 6: Sort and Cull



1. Read at all your ideas.
2. Group similar ideas together.
3. Give the GREAT ideas ✓✓ (these are exciting and you can write lots about them)
4. Give the GOOD ideas ✓ (these are exciting but you can write less about them)
5. Leave all your other ideas.
6. Cross out any ideas which are boring or you don't like.
7. Now rank your ideas: label your best idea with 1), your next best idea with 2) and so on. Your top ideas should be ✓✓.

## Activity 7: Plan Writing

Fill in your plan (see separate sheet). Make sure you include an attention-grabbing title.

## Activity 8: Addition/Subtraction Strategies

How many ways can you solve two of the number problems below? You need to choose one addition problem and one subtraction problem and solve it using as many of your known strategies. Hint: bridge to ten, doubling, compensation, partitioning, jump, split strategy. Do as many as you know. (Use the strategies sheet)

$$8 + 6 \quad \text{or} \quad 24 + 17 \quad \text{or} \quad 271 + 135$$

AND

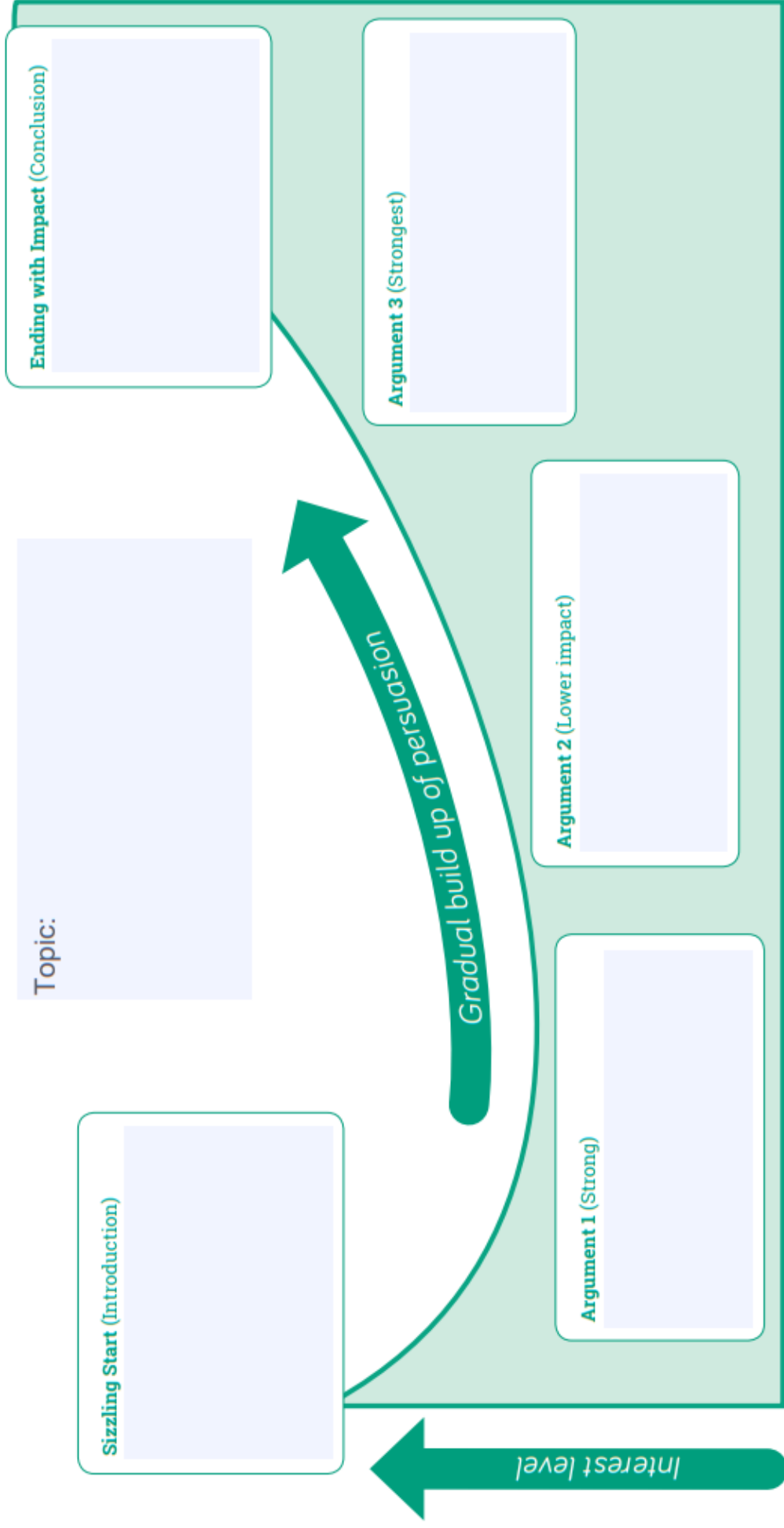
$$8 - 6 \quad \text{or} \quad 24 - 17 \quad \text{or} \quad 271 - 135$$

## Activity 9: Number of the Day

Complete the Number of the Day page (see separate sheet). Today's number (choose one):

$$34 \quad \text{or} \quad 246 \quad \text{or} \quad 1327 \quad \text{or} \quad 11\,302$$

## Persuasive Writing Graph



10 more

\_\_\_\_\_

\_\_\_\_\_

\_\_\_\_\_

100 more

\_\_\_\_\_

\_\_\_\_\_

\_\_\_\_\_

1000 more

\_\_\_\_\_

\_\_\_\_\_

\_\_\_\_\_

Number of the Day

\_\_\_\_\_

10 less

\_\_\_\_\_

\_\_\_\_\_

\_\_\_\_\_

100 less

\_\_\_\_\_

\_\_\_\_\_

\_\_\_\_\_

1000 less

\_\_\_\_\_

\_\_\_\_\_

\_\_\_\_\_

Total number of ones

\_\_\_\_\_

Total number of hundreds

\_\_\_\_\_

Expanded Notation

Total number of tens

\_\_\_\_\_

Total number of thousands

\_\_\_\_\_

Number Sentences (using different operations + - x ÷)

\_\_\_\_\_

=

\_\_\_\_\_

\_\_\_\_\_

\_\_\_\_\_

=

\_\_\_\_\_

\_\_\_\_\_

Number Story

\_\_\_\_\_

\_\_\_\_\_

\_\_\_\_\_

\_\_\_\_\_





# Addition Strategies

8+6

Bridge to 10	Compensation
<div>8+6</div> <div>=<u>8+2</u>+4</div> <div>=10+4</div> <div>=14</div>	<div>8+6</div> <div>=8+<u>8-2</u></div> <div>=16-2</div> <div>=14</div>



# Addition Strategies




Jump Strategy	

# Subtraction Strategies



Jump Strategy	

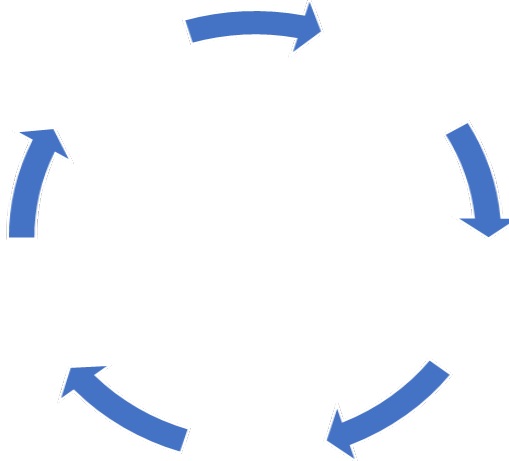
# Wednesday



## Activity 1: Reading

## Activity 2: Word Chains

Make a word chain below, describing your favourite sandwich. Place a drawing of your sandwich in the middle of the circle and surround your sandwich with interesting adjectives that describe it.





Build noun groups by placing relevant adjectives in front of the noun.

1. This is my \_\_\_\_\_, \_\_\_\_\_, \_\_\_\_\_ sandwich.
2. This is my \_\_\_\_\_, \_\_\_\_\_, \_\_\_\_\_ sandwich.
3. This is my \_\_\_\_\_, \_\_\_\_\_, \_\_\_\_\_ sandwich.

## Activity 3: Word Clines

Complete the word cline below, starting with the word happy, and filling in the blanks, adding more complex and interesting words as you move up the cline.





## Activity 4: Editing

Use an orange pencil to edit this passage. Read it out loud so you can hear where full stops and commas belong. You need to add:

6 capital letters

3 apostrophes

6 full stops

rats are medium-sized rodents with a long tail a group of rats is called a mischief rats are mainly nocturnal and live underground rats long tails are used for balance theyre also great swimmers able to hold their breath for several minutes when theyre happy their ears relax, become droopy and slightly pinker

## Activity 5: Draft Writing

Today you will write the draft of your persuasive writing. Remember to start a new paragraph (new line and indent) when you start a new idea from your plan. Make sure your writing matches your plan. (Use the separate sheets for writing).

## Activity 6: Addition/Subtraction Strategies

Complete the Strategies page (see separate sheet).

$$9 + 4 \quad \text{or} \quad 32 + 19 \quad \text{or} \quad 384 + 197$$

AND


$$9 - 4 \quad \text{or} \quad 32 - 19 \quad \text{or} \quad 384 - 197$$

## Activity 7: Number of the Day

Complete the Number of the Day page (see separate sheet). Today's number (choose **one**):

$$78 \quad \text{or} \quad 349 \quad \text{or} \quad 3405 \quad \text{or} \quad 27\,041$$

## Place Value Stacks



Base 10

Number of the Day



## Regrouping

Number of ones

\_\_\_\_\_ ones

Number of tens

\_\_\_\_\_ tens + \_\_\_\_\_ ones

Number of hundreds

\_\_\_\_\_ hundreds + \_\_\_\_\_ tens + \_\_\_\_\_ ones

\_\_\_\_\_ hundreds + \_\_\_\_\_ ones

Number of thousands


\_\_\_\_\_ thousands + \_\_\_\_\_ ones

\_\_\_\_\_ thousands + \_\_\_\_\_ hundreds + \_\_\_\_\_ ones


\_\_\_\_\_ thousands + \_\_\_\_\_ hundreds + \_\_\_\_\_ tens + \_\_\_\_\_ ones

Number Line











A series of horizontal lines for writing, spanning the width of the page. There are 20 lines in total, evenly spaced, providing a template for handwriting practice.



A series of horizontal lines for writing, spanning the width of the page. There are 20 lines in total, evenly spaced, providing a template for handwriting practice.


# Addition Strategies



--

Jump Strategy	

# Subtraction Strategies



Jump Strategy	

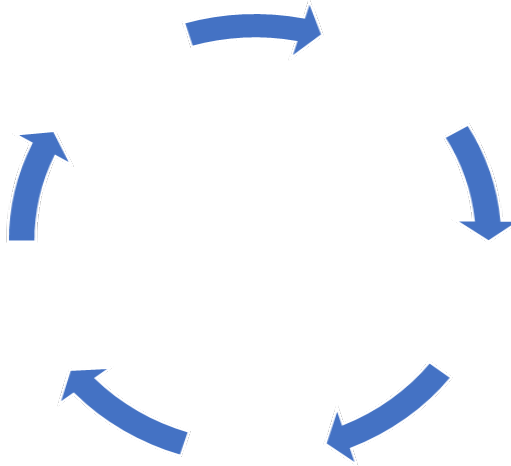
# Thursday



## Activity 1: Reading

## Activity 2: Word Chains

Make a word chain below, describing your favourite sport or physical activity. Place a drawing of your sport in the middle of the circle and surround it with interesting adjectives that describe it.



Build noun groups by placing relevant adjectives in front of the noun.

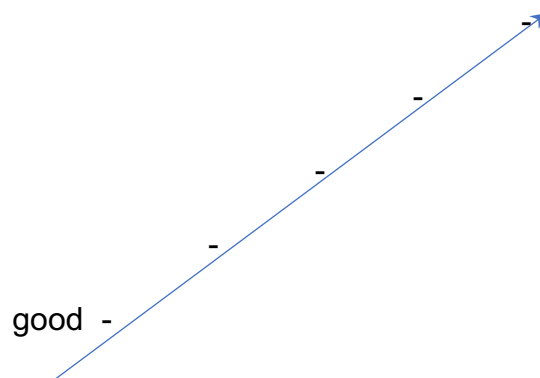
1. This is my \_\_\_\_\_, \_\_\_\_\_, \_\_\_\_\_ sport.

2. This is my \_\_\_\_\_, \_\_\_\_\_, \_\_\_\_\_ sport.

3. This is my \_\_\_\_\_, \_\_\_\_\_, \_\_\_\_\_ sport.

## Activity 3: Word Clines

Complete the word cline below, starting with the word good, and filling in the blanks, adding more complex and interesting words as you move up the cline.



## Activity 4: Editing



Use an orange pencil to edit this passage. Read it out loud so you can hear where full stops and commas belong. You need to add:

8 capital letters

2 apostrophes

6 full stops

3 commas

people have been raising chickens for more than 7000 years chickens were first domesticated in india and china you might think of chickens as farm animals but even people in cities can raise a few chickens in the backyard chicken coops dont take up much room chickens eat almost anything - grass bugs fruit vegetables and table scraps if you dont clean your plate your chickens will

## Activity 5: Revise Writing

Today you will **revise** the draft of your persuasive writing. Use ARMS:

### REVISE

Think ARMS

A

**Add**

Detail, description and ideas.

R

**Remove**

Words or sentences that don't make sense.

M

**Move**

Words or sentences that fit in a better spot.

S

**Substitute**

Words for more precise examples.





## Activity 6: Addition/Subtraction Strategies

Complete the Strategies page (see separate sheet).

$$\begin{array}{ccccccc} 7 + 5 & \text{or} & 58 + 23 & \text{or} & 271 + 183 \\ & & \text{AND} & & \\ 7 - 5 & \text{or} & 58 - 23 & \text{or} & 271 - 183 \end{array}$$

## Activity 7: Number of the Day

Complete the Number of the Day page (see separate sheet). Today's number (choose one):

$$42 \quad \text{or} \quad 879 \quad \text{or} \quad 2804 \quad \text{or} \quad 39\,021$$

10 more

\_\_\_\_\_

\_\_\_\_\_

\_\_\_\_\_

100 more

\_\_\_\_\_

\_\_\_\_\_

\_\_\_\_\_

1000 more

\_\_\_\_\_

\_\_\_\_\_

\_\_\_\_\_

Number of the Day

10 less

\_\_\_\_\_

\_\_\_\_\_

\_\_\_\_\_

100 less

\_\_\_\_\_

\_\_\_\_\_

\_\_\_\_\_

1000 less

\_\_\_\_\_

\_\_\_\_\_

\_\_\_\_\_

Total number of ones

Total number of hundreds

Total number of tens

Total number of thousands

Expanded Notation

Number Sentences (using different operations + - x ÷)

=

=

Number Story



# Addition Strategies



Jump Strategy	

# Subtraction Strategies



Jump Strategy	

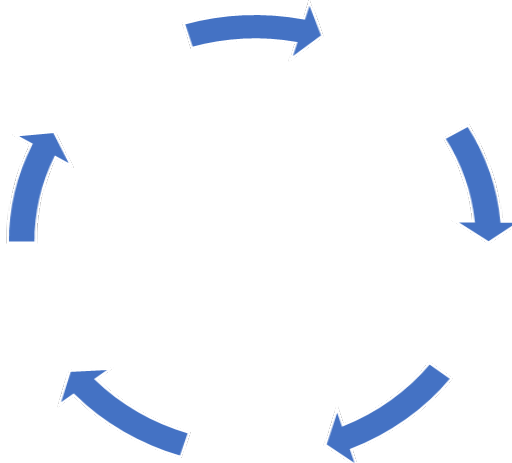
# Friday



## Activity 1: Reading

## Activity 2: Word Chains

Make a word chain below, describing your favourite chocolate bar. Place a drawing of your chocolate in the middle of the circle and surround it with interesting adjectives that describe it.



Build noun groups by placing relevant adjectives in front of the noun.

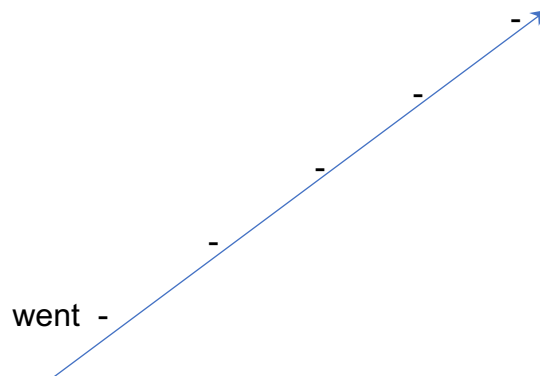
4. This is my \_\_\_\_\_, \_\_\_\_\_, \_\_\_\_\_ chocolate.

5. This is my \_\_\_\_\_, \_\_\_\_\_, \_\_\_\_\_ chocolate.

6. This is my \_\_\_\_\_, \_\_\_\_\_, \_\_\_\_\_ chocolate.

## Activity 3: Word Clines

Complete the word cline below, starting with the word good, and filling in the blanks, adding more complex and interesting words as you move up the cline.



## Activity 4: Editing



Use an orange pencil to edit this passage. Read it out loud so you can hear where full stops and commas belong. You need to add:

8 capital letters

7 full stops

8 commas

agriculture is another word for farming it includes both growing and harvesting crops and raising animals the products of agriculture that people eat come from both plants and animals plant foods include fruits vegetables and grains meat dairy products and eggs are some of the most common animal foods plants and animals also supply such natural materials as cotton flax wool and hides workers process these materials into thread cloth and leather people use the materials to make things such as clothing draperies shoes furniture coverings and many other items

## Activity 5: Edit Writing

Today you will **edit** the draft of your persuasive writing, using a green pencil. Use CUPS:

-----  
EDIT  
-----

Think CUPS

C

**Capital Letters**

Did I put capital letters where they belong?

U

**Understand**

If I read this to someone else, will they understand it?

P

**Punctuation**

Did I put punctuation marks where they belong?

S

**SPELLING**

Did I spell all my words correctly?





## Activity 6: Addition/Subtraction Strategies

Complete the Strategies page (see separate sheet).

$$9 + 6 \quad \text{or} \quad 71 + 38 \quad \text{or} \quad 493 + 209$$

AND


$$9 - 6 \quad \text{or} \quad 71 - 38 \quad \text{or} \quad 493 - 209$$

## Activity 7: Number of the Day

Complete the Number of the Day page (see separate sheet). Today's number (choose **one**):

$$65 \quad \text{or} \quad 866 \quad \text{or} \quad 4904 \quad \text{or} \quad 25\,790$$

### Place Value Stacks



## Number of the Day



### Regrouping

Number of ones

\_\_\_\_\_ ones

Number of tens

\_\_\_\_\_ tens + \_\_\_\_\_ ones

Number of hundreds

\_\_\_\_\_ hundreds + \_\_\_\_\_ tens + \_\_\_\_\_ ones

\_\_\_\_\_ hundreds + \_\_\_\_\_ ones

Number of thousands

\_\_\_\_\_ thousands + \_\_\_\_\_ ones

\_\_\_\_\_ thousands + \_\_\_\_\_ hundreds + \_\_\_\_\_ ones

\_\_\_\_\_ thousands + \_\_\_\_\_ hundreds + \_\_\_\_\_ tens + \_\_\_\_\_ ones

### Number Line



Base 10

Spelling

Add or Subtract

Add 8 =


Add 23 =

Add 564 =

Subtract 5 =

Subtract 42 =

Subtract 137 =



# Addition Strategies



Jump Strategy	

# Subtraction Strategies




Jump Strategy	





## Activity 8: Fantastic Mr Fox title page

This will be glued into your literature book when you return to the classroom.



# ROALD DAHL

## FANTASTIC MR FOX

Illustrated by  
Quentin Blake

