Year 2 – Week 10 Term 3

	Monday	Tuesday	Wednesday	Thursday	Friday
Task	Zoom Meeting 2A- 11:30am 2S- 11:45am Hope to see you there!	Zoom Meeting 2A- 11:30am 2S- 11:45am Hope to see you there!	Zoom Meeting 2A- 11:30am 2S- 11:45am Hope to see you there!	Zoom Meeting 2A- 11:30am 2S- 11:45am Hope to see you there!	Zoom Disco at 2pm! See details below!
	Mathematics Roll a dice three times to make a 3-digit number. Write the number in your workbook. Practise counting forwards by 2s from that number. Practise counting backwards by 2s from that number. Choose any 2-, 3- or 4-digit number. Complete the 'Number of the Day' worksheet. On a new page in your workbook, write 5 more things you	**Mathematics** Roll a dice three times to make a 3-digit number. Write the number in your workbook. Practise counting forwards by 3s from that number. Practise counting backwards by 3s from that number. You are going to plan and design your own cubby house using 2D shapes. First, you must read through the 'Maths Investigation- 2D Shape'	**Mathematics** Roll a dice three times to make a 3-digit number. Write the number in your workbook. Practise counting forwards by 5s from that number. Practise counting backwards by 5s from that number. Choose any 2-, 3- or 4-digit number. Complete the 'Number of the Day' worksheet.	**Mathematics** Roll a dice three times to make a 3-digit number. Write the number in your workbook. Practise counting forwards by 10s from that number. Practise counting backwards by 10s from that number. Choose two, 3D Object nets from the '3D Object Animals' worksheets. Cut out your 3D object net. Fold each line and glue together to make	**Today is the last Friday of Term 3! You have worked hard this term and deserve a bit of fun and relaxation!** **At 2pm, join Miss Abbott and Mrs Rio for a fun end-of-term DISCO!! Put on your most colourful clothes and your dancing shoes!!**

	know about that number and how it can be represented (e.g. tens frame, 1 more, 1 less, expanded form, number line and where you might see it in real life). You are going to answer the word problems using the 'Pandora's Party Palace' worksheet. This is the one which has the different food items, party decorations and the cost of each item. Record your answers in your workbook. ***Optional activities*** 'Maths Mentals' worksheet. ***Optional online activities*** *www.studyladder.com.au* ***Watch:*** *https://iview.abc.net.au/video/ZW1646A015S00*	worksheet. This explains what the task is, the materials you will need and the procedure you must follow. Complete the 'Planning My Design' worksheet. Complete the word problems using the 'Pandora's Party Palace' worksheet. This is the one that has the different food items, party decorations and the cost of each item. Record your answers in your workbook. ***Optional activities*** 'Maths Mentals' worksheet. ***Optional online activities*** *www.studyladder.com.au* ***Watch:*** *https://iview.abc.net.au/video/ZW1646A011S00*	On a new page in your workbook, write 5 more things you know about that number and how it can be represented (e.g. tens frame, 1 more, 1 less, expanded form, number line and where you might see it in real life). You are going to use your plan from yesterday's activity to draw your cubby house design. Complete the 'Drawing My Design' worksheet. Complete the word problems using the 'Pandora's Party Palace' worksheet. This is the one that has the different food items, party decorations and the cost of each item. Record your answers in your workbook. ***Optional activities***	your 3D object. In your workbook you must draw both of your 3D objects, name it and describe all its features, such as, how many curved surfaces, faces, edges and vertices (corners). Did you know that the flat surfaces of 3D objects are 2D shapes! Can you find any 2D shapes within the flat surfaces of your 3D object? Record your findings in your workbook. Complete the '3D Object Colouring' worksheet. ***Optional activities*** 'Maths Mentals' worksheet. ***Optional online activities*** *www.studyladder.com.au* ***Watch:***	**Meeting id: 683 9538 8815** **Meeting p/w: 840974** You may like to complete some unfinished work? Maybe you'd like to repeat some of your favourite activities? Perhaps you can spend the rest of the day playing your favourite games or spending some time outside? Have a great holiday and we hope we get to see you back at school after the holidays.

© NSW Department of Education, Jul-211

	Click on the video called 'The Impossible Folding Paper'.	Click on the video called 'It's so Dice'.	'Maths Mentals' worksheet. ***Optional online activities*** *www.studyladder.com.au* ***Watch:*** *https://iview.abc.net.au/video/ZW1646A008S00* Click on the video called 'Birthday Probability'.	*https://iview.abc.net.au/video/ZW1646A006S00* Click on the video called 'From 0 to Hero'.	
	English Spelling Select 5 words from your writing last week that you could not spell. Select 5 words from your PM reader/book that you cannot spell. If you have been using PM eCollection click on the icon that looks like a clip board and you will find a list called *My Words.* This is a list of words that you have had	**English** Spelling Choose an activity to complete from your 'Week 10 - Spelling Activity Grid' worksheet. Handwriting and Vocabulary Use the lined worksheet provided to rewrite this sentence in your neatest handwriting. Remember to take your time and	**English** Spelling Choose an activity to complete from your 'Week 10 - Spelling Activity Grid' worksheet. Handwriting and Vocabulary Use the lined worksheet provided to rewrite this sentence in your neatest handwriting. Remember to take your time and	**English** Spelling Choose an activity to complete from your 'Week 10 - Spelling Activity Grid' worksheet. Handwriting and Vocabulary Use the lined worksheet provided to rewrite this sentence in your neatest handwriting. Remember to take your time and	

	needed help with when reading. Select your spelling words from this list. These 10 words are your spelling list for this week. Write your spelling list into your workbook. Choose an activity to complete from your 'Week 10 - Spelling Activity Grid' worksheet. <u>Handwriting and Vocabulary</u> Use the lined worksheet provided to rewrite these sentences in your neatest handwriting. Remember to take your time and consider head, body and tail letters. *A <u>wound</u> is an injury where the skin has been broken.* Now write one sentence using the word 'wound'.	consider head, body and tail letters. *<u>Merge</u> is when you combine two or more things into one. Some things you can merge together are…* (fill in your own examples). <u>Game</u> Compound words are made by joining two words together to create a new word, e.g. foot+ball=football. Walk around your home and look for objects that are compound words. Write them in your workbook. <u>Writing</u> COMPOSE: The first paragraph is the **Introduction**. An introduction tells the reader what you are writing about and includes a general	consider head, body and tail letters. *<u>Brilliant</u> is an exceptionally positive compliment on someone or something. Some similar words are …* (list your own examples). Question: Do you know another word for 'similar words'? Answer: Synonyms. <u>Game</u> Contractions are shortened words with an apostrophe marking the missing letter, e.g. don't instead of do not. Search the labels on the items in your pantry or food cabinet. Look for any contractions. Write them in your workbook, then write the complete word out beside each one. <u>Writing</u>	consider head, body and tail letters. *<u>Pleasant</u> is a nice feeling of enjoyment and happiness. The opposite of pleasant is…* (List your own examples). Question: Do you know another word for 'opposite words'? Answer: Antonyms. <u>Game</u> Syllables are small groups of sounds you hear in each word, e.g. choc/o/late=3 syllables. Search your home for items with 1, 2, 3, and 4 syllables. Try to find an item with 5 or more syllables. Write them in your workbook. <u>Writing</u> COMPOSE:	

© NSW Department of Education, Jul-213

	Game Write your first and last name on a piece of paper. Cut out each letter and see how many words you can make. Write them in your workbook. Can you make at least 25 words using only these letters? Writing PLAN: This week you are going to produce an informative piece of writing about any animal of your choice. You could choose a dinosaur, a pet, a wild animal or an underwater animal. The choice is yours! Research facts about your animal. Create your own plan in your workbook. Reading	statement about your animal. Write your introduction paragraph. Look at your plan. Write another paragraph about your animal. Use your plan. Use simple and compound sentences in your paragraphs. Reread your paragraphs. Check that they make sense, have full stops and capital letters. Reading Choose a book to read from PM eCollection (or a book from home). Choose an activity to complete from you 'Week 10- Reading Activity Grid' worksheet. Parents- In each book on PM eCollection the first page is titled Teachers Notes. This	COMPOSE: Reread your two paragraphs from yesterday. Write the next paragraph about your animal. Use your plan. Write another paragraph about your animal. Use your plan. Use simple and compound sentences in your paragraphs. Reread your paragraphs. Check that they make sense, have full stops and capital letters. Reading Choose a book to read from PM eCollection (or a book from home). Choose an activity to complete from you 'Week 10- Reading Activity Grid' worksheet.	Reread the paragraphs you have written so far. The last paragraph is the conclusion. It includes a summary statement about your animal. Write your conclusion. REVISE AND EDIT: Reread your work **carefully.** Use a green pencil to revise your work and see if you can make it more interesting. Use an orange pencil to edit your work. Fix any spelling mistakes and ensure you have included all punctuation. PUBLISH: On a new page in your workbook publish your writing neatly. Draw a picture of your animal and label it.	

	Choose a book to read from PM eCollection (or a book from home). Choose an activity to complete from your 'Week 10 - Reading Activity Grid' worksheet. Parents- In each book on PM eCollection the first page is titled Teachers Notes. This page has a variety of specific questions about the book your child has just read. It's a great resource!	page has a variety of specific questions about the book your child has just read. It's a great resource!	Parents- In each book on PM eCollection the first page is titled Teachers Notes. This page has a variety of specific questions about the book your child has just read. It's a great resource!	Reading Choose a book to read from PM eCollection (or a book from home). Choose an activity to complete from you 'Week 10 - Reading Activity Grid' worksheet. Parents- In each book on PM eCollection the first page is titled Teachers Notes. This page has a variety of specific questions about the book your child has just read. It's a great resource!	
	PDHPE Find the 'Fitness Circuit Cards' attached to this pack.  	**Creative Arts** Directed Drawing Monster. Click on the link below and follow the steps to draw your very own monster. Art for Kids Hub:	**Wellbeing Wednesday** **(Screen-Free Activity)** We encourage you to use this afternoon to look after your Wellbeing. Turn off the screens and have a break from	**Science/PDHPE** Choose one of the following activities. **Scavenger Hunt** Go into your backyard or go for a walk in your neighbourhood with an adult.	

© NSW Department of Education, Jul-215

	Using the cards, see if you can complete the challenges. A circuit could be a lap around the backyard or a lap around your clothesline.	https://www.youtube.com/watch?v=RY0fli5eQ8g  If you can't watch the video, follow the step-by-step instructions on the 'Draw a Monster" worksheet. 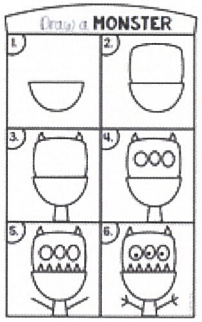 We have included a blank piece of paper for you to draw on.	school work to engage in other activities. You could: • Read a book. • Listen to music. • Do some yoga. • Ride your bike. • Complete a jigsaw puzzle. • Take a walk with your family. • Play a board game. • Bake a cake. • Colour in (we have attached some options for you). • Do a find-a-word (we have attached one for you). 	Try your best to see if you can find every item on the 'My I Spy Scavenger Hunt' worksheet. **Outdoor Mindfulness** Go outside and use all your senses to complete this scavenger hunt. 	

Monday - Week 10

Number of the Day

10 more

100 more

1,000 more

10,000 more

10 less

Use today's number to write an addition number sentence

Use today's number to write a subtraction number sentence

Thousands	Hundreds	Tens	Ones

Partition

Write me a number story using today's number

Monday, Tuesday & Wednesday - Week 10

PANDORA'S PARTY PALACE

Snacks

$5.00 Potato Chips
10 packets per pack

$3.00 Sultanas
6 boxes per pack

$6.00 Popcorn
10 packets per pack

Lunch Items

$4.00 Chicken Nuggets
20 pieces per box

$8.00 Mini Pizzas
6 pizzas per box

$20.00 Sushi
20 rolls per pack

Sweet Treats

$10.00 Chocolate Cupcakes
10 per box

$6.00 Yoghurt Iceblocks
10 per box

$2.00 Lollipops
Pack of 12

Drinks

$6.00 Water
6 x 250 mL bottles

$10.00 Lemonade
10 x 375 mL bottles

$5.00 Juice
6 x 250 mL boxes

FOOD

teachstarter

Monday, Tuesday & Wednesday - Week 10

PANDORA'S PARTY PALACE

Decorations

$2.00 Party Hats
5 hats per pack

$3.00 Balloons
20 per pack

$1.00 Streamers
2 rolls per pack

$4.00 Bunting
1 x 3 m pack

$5.00 Party Poppers
10 per pack

$1.00 Party Blowers
10 per pack

Serving Supplies

$2.00 Paper Plates
20 plates per pack

$3.00 Paper cups
25 Cups per pack

$1.00 Straws
Box of 50

$2.00 Plastic Tablecloth
1 per pack

$1.00 Serviettes
100 per pack

$5.00 Wet Hand Wipes
100 wipes per tub

Decorations and Serving Supplies

teachstarter

Monday - Week 10

PANDORA'S PARTY PALACE

Lucy bought 20 sweet treats for her party.

Make a list of the sweet treats Lucy bought.

teachstarter

PANDORA'S PARTY PALACE

Taylor's class was having an end-of-year party.

For the party, he bought 3 boxes of yoghurt ice blocks.

How much did he spend?

teachstarter

PANDORA'S PARTY PALACE

For his pizza party, Mario bought 2 boxes of mini pizzas.

How much did Mario spend on pizza?

teachstarter

PANDORA'S PARTY PALACE

Amy had some friends over for a movie night.

She bought 2 packs of popcorn to share with her friends.

How much did Amy spend on popcorn?

teachstarter

Monday - Week 10

PANDORA'S PARTY PALACE

Mrs Small bought some decorations for a class party.

She got 2 packs of balloons and 1 pack of streamers.

How much did Mrs Small spend on decorations for the party?

teachstarter

PANDORA'S PARTY PALACE

Daniel needed some paper plates for a family picnic.

If 40 people are going to the picnic, how many packs of paper plates does Daniel need to buy?

teachstarter

PANDORA'S PARTY PALACE

Sam bought 5 boxes of chicken nuggets for his party.

How much did Sam spend on chicken nuggets?

teachstarter

PANDORA'S PARTY PALACE

As a special treat, Mr Wright bought his class lollipops.

If there were 24 children in the class, how many packs did he buy?

teachstarter

Monday & Tuesday - Week 10

Maths Mentals

Monday

1. 9 + 12 = ____

2. 6 – 2 = ____

3. 11 + 10 = ____

4. What is the value of the number in the hundreds place in 604? ____

5. Complete this counting pattern:
8, 18, 28, 38, ____, ____, ____

6. I have 10 match sticks. Austin has some match sticks too. Together we have 12 match sticks. How many match sticks does Austin have? ____

7. What is the sum of 5 and 8? ____

8. Colour in a quarter of this shape:



9. At 1 o'clock, the hour hand points to ____.

10. What is the name of this shape?

____

Tuesday

1. 6 + 20 = ____

2. 4 – 1 = ____

3. 1 – 1 = ____

4. Write the smallest number you can using: 7, 7, 8.

____

5. Complete this counting pattern:
14, 16, 18, 20, ____, ____, ____

6. Joseph had 18 crayons and was given 3 more crayons. How many crayons does Joseph now have?

____

7. Subtract 4 from 20: ____

8. Colour in a quarter of these circles.

9. 1 minute = ____ seconds

10. Draw this shape: pentagon

teachstarter

Week 10- Spelling Activity Grid

Colour the box when each activity is completed.

Spelling Mural Draw a picture and hide your spelling words in it.	**Word Shapes** Draw shape boxes for your words- tall, short, long. Then write your words in the boxes to check.	**Vowels and Consonants** Write your words using red for vowels and blue for consonants.	**Syllables** Write out your words and break into syllables. How many syllables in each word?	**ABC Order** Write out your spelling words alphabetically.
Illustrations Illustrate as many of your words as you can with a picture.	**Synonyms** Find synonyms (words which mean the same thing eg. big=huge, giant) for your spelling words. Make a list in your workbook.	**Dictionary Meaning** Look up your words in the dictionary and write their meaning.	**Silly Sentences** How many of your spelling words you can fit into a sentence. It might sound a bit silly, but make sure it still makes sense!	**All About Alliteration** Make an alliterative phrase for each of your words. Alliteration is where each word starts with the same sound eg. seven sticky stamps
Spelling Dollars Calculate the value of your words if a= $1, b=$2, c=$3 etc	**Sorting Words** Sort words into nouns (person, place or thing), verbs (doing word) and adjectives (describing word).	**Words in Words** Find as many smaller words in your spelling words as you can. Make a list.	**Rhyming Words** Make a list of words that rhyme with your spelling words.	**Triangle Words** Write your words starting with the first letter on the first line, then adding a letter each time, so each word is written like a triangle.
Sentences Write each of your spelling words in a sentence. Underline the word in the sentence.	**Easy to Hard** Write your words scaled from 0% to 100% in ease of spelling- the smaller the word, the easier it is.	**Meanings** In your own words write sentences for your spelling words explaining what they mean.	**Short to Long** Write each of your spelling words out in order from shortest word to longest word.	**Rainbow Words** Write your spelling words using a different colour for each letter.

Year 2 Handwriting Monday Week 10

LEARNING - FROM - HOME

Reading Activity Grid

Week 10

Design a new cover for the picture book. What did you change from the original cover?	Turn a picture book into a four cell comic strip. This means you must sum up the story in four cells. Add speech and thought bubbles to the characters.	If you were going to give a gift to a character out of the book, what would it be and why? Draw a picture of the gift and the character's face when they receive it.	Make a travel poster describing the location of the setting from the book. Be sure to include persuasive devices in your poster enticing people to travel there.
Create a timeline of the events from the picture book. Create a small illustration to go with each event.	Change the resolution that takes place in the story. How does this change the ending? Rewrite the end of the story with the new resolution.	Write a Wikipedia entry for one of the characters in the book. Include information such as the character's name, age, background information and interesting facts.	Identify one word used by the author that helps you understand the mood of the story. Write a definition for it. Then draw an illustration that reflects the mood of the story.
Create a bumper sticker to convince people to read the picture book. Make sure it is bright and visible from a moving car.	Create a rap summarising the picture book. Make sure you don't leave out any of the events in the story. Then create a video to go along with your rap.	If the book you read became a TV show, what would be a good theme song for the beginning of the show? Why do you think this song would be appropriate?	Create a 'Most Wanted' poster for one of the characters in the book. Be sure to include what they look like, why they are wanted and what the reward for their capture will be.
Make a collage to represent the mood or theme of the book.	Make a playlist that the main character in the book would take to the beach. Why did you choose each song?	Create a job application for the main character of the book. What job would they be applying for? Fill out the application as if you were them.	Imagine you are the first TV journalist to read the picture book. Write and perform a review of the book to be broadcast on the news.

Monday

PHDPE

Fitness Circuit Cards

Star Jumps

Do star jumps for one minute:

- How many can you do?

Fitness Circuit Cards

Arm Circles

Start with your arms out making small circles, slowly make your circles bigger:

- Can you make backwards circles?
- Can you do one arm backwards and one arm forwards?

Fitness Circuit Cards

Tiptoe Walking

Tip toe around the circuit:

- Can you tip toe fast?
- Can you tip toe slowly?



Fitness Circuit Cards

Bounce a Ball

Bounce a ball on the spot:

- How many bounces can you do before dropping the ball?
- Can you bounce while walking in a circle?
- How many bounces can you do in a minute?

Fitness Circuit Cards

Heel Walk

Walk around the circuit on your heels:

- Can you walk fast?
- Can you side step on your heels?

Fitness Circuit Cards

Hopping

Hop around the circuit:

- How many laps can you do?
- How many hops can you do before you need to swap legs?

Tuesday - Week 10

Maths Investigation –

2D Shape

My Crazy Cubby House!

The Scenario

For years, you have been asking your parents for a cubby house for your backyard. Finally, they have decided to build you one for your upcoming birthday!

Your parents are keen to see your ideas about what the cubby house should look like. They would like you to do a drawing of your ideal cubby house using 2D shapes such as squares, rectangles, circles and triangles. They have promised to build your cubby house exactly the way you would like it – interesting, unusual and crazy ideas are welcome!

The Task

Draw a crazy cubby house design on grid paper using a variety of 2D shapes.

Colour your cubby house design according to the 2D shapes you have used.

Present your cubby house design to your class.

The Materials

- Lead pencil
- ruler
- coloured pencils or markers
- grid paper



The Procedure

1. Plan your crazy cubby house using the worksheet provided.
2. Use a pencil and a ruler to draw your design on the grid paper provided.
3. Colour your design according to the 2D shapes you have used e.g. squares = red.
4. Present your crazy cubby house design to the class.

Tuesday - Week 10

Name: _____ Date: _____

Planning My Design

1. Use this table to plan your ideas for your crazy cubby house. There is extra space at the bottom of the table for you to add more interesting features of your own.

Which interesting features could my cubby house have?	Which 2D shapes could I use for these features?
an inside play area	
a roof	
doors	
windows	
a fence	

2. Decide which colours you will use for each 2D shape. Add these to the sentences below. There is extra space at the bottom for you to add more 2D shapes if you wish.

I will colour the squares in _____.

I will colour the rectangles in _____.

I will colour the circles in _____.

I will colour the triangles in _____.

I will colour the _____ in _____.

I will colour the _____ in _____.

teachstarter

Tuesday - Week 10

PANDORA'S PARTY PALACE

Coach Carter bought 12 bottles of water – one for each soccer player at the gala day.

How much did Coach Carter spend on water?

teachstarter

PANDORA'S PARTY PALACE

Christine bought 3 boxes of cupcakes to take to school for her birthday.

How many cupcakes did Christine have to share with her friends?

teachstarter

PANDORA'S PARTY PALACE

Naomi bought 2 packs of party hats for her friends to wear at her birthday party.

How many party hats did Naomi have altogether?

teachstarter

PANDORA'S PARTY PALACE

Principal Jones bought yoghurt ice blocks for each class in the school.

If he bought 12 boxes, how much did Principal Jones spend on yoghurt ice blocks?

teachstarter

Year 2 Handwriting Tuesday Week 10

Tuesday – Week 10

Creative Arts

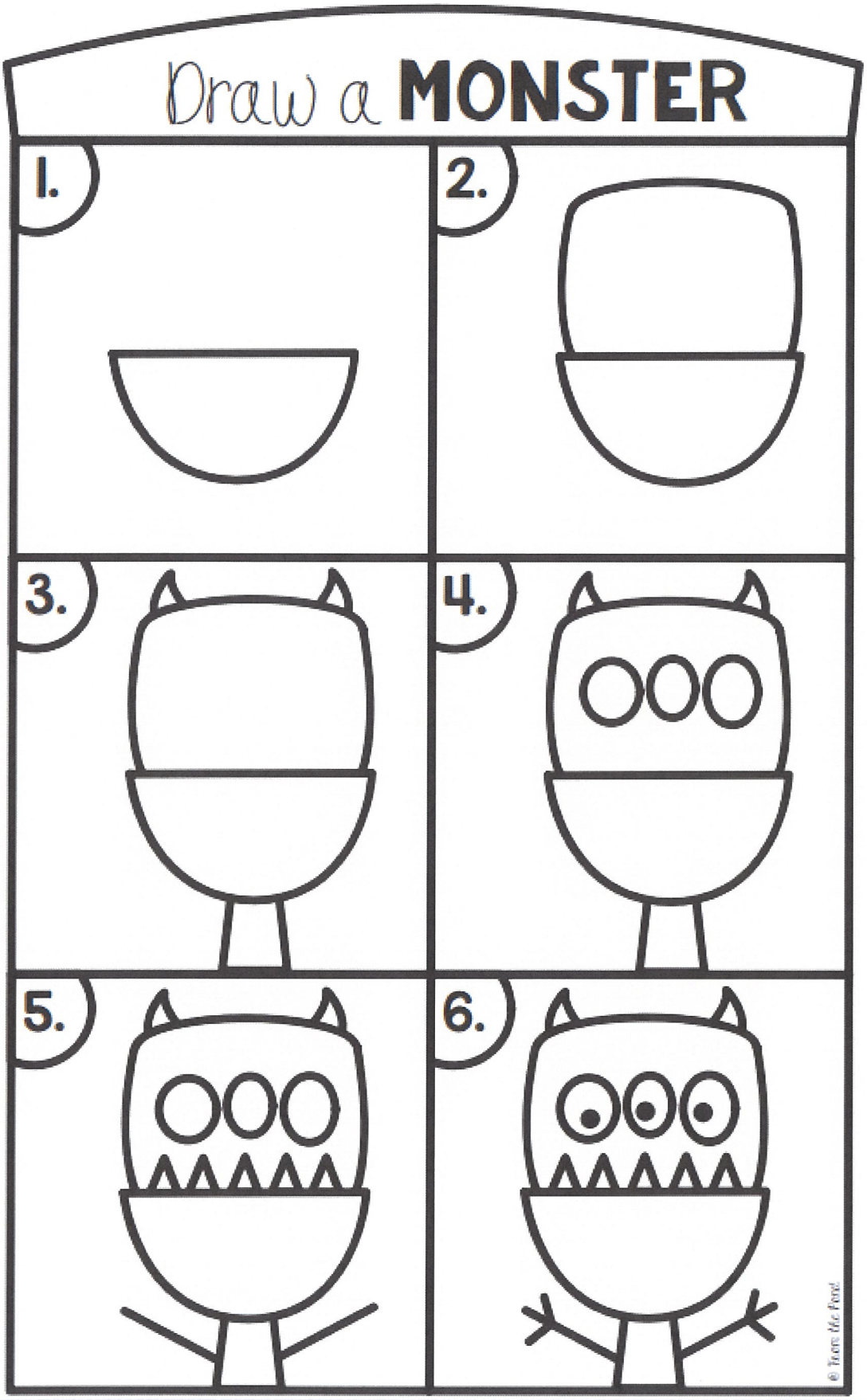

Tuesday – Week 10

Blank Paper For Your Monster Drawing

Wednesday - Week 10

Number of the Day

10 more

100 more

1,000 more

10,000 more

10 less



Use today's number to write an addition number sentence

Use today's number to write a subtraction number sentence

Thousands	Hundreds	Tens	Ones

Partition

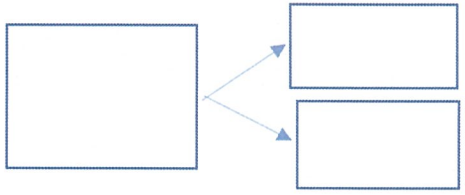

Write me a number story using today's number

Wednesday - Week 10

Name: _____ Date: _____

Drawing My Design

Draw and colour your crazy cubby house design on the grid paper below.



teachstarter

Wednesday - Week 10

PANDORA'S PARTY PALACE

For a science experiment, Professor Paleo bought 4 boxes of straws.

How many straws did Professor Paleo have altogether?

teachstarter

PANDORA'S PARTY PALACE

On the weekend, Jenny had a party for her 8th birthday.

Jenny bought:

- 1 pack of balloons
- 2 packs of streamers
- 3 boxes of cupcakes.

How much did Jenny spend altogether?

teachstarter

PANDORA'S PARTY PALACE

To help celebrate New Year's Eve, Lilly bought some decorations from Pandora's Party Palace. Her budget for decorations was $20.

What could Lilly buy for $20?

teachstarter

PANDORA'S PARTY PALACE

You have been given a budget of $50 to organise your own party, using items from Pandora's Party Palace.

Make a list of the items you will buy.

Check that your items cost less than $50.

teachstarter

Wednesday & Thursday - Week 10

Maths Mentals

Wednesday

1. 7 – 3 = ____

2. 1 + 2 = ____

3. 1 – 1 = ____

4. Write 514 in words: _____

5. Complete this counting pattern:
6, 8, 10, 12, _____, _____, _____

6. I bought 17 pieces of LEGO and was given 18 more pieces of LEGO. How many pieces of LEGO do I now have? ____

7. Luke has 6 apricots. If Luke buys 8 more apricots, how many apricots does he have altogether? ____

8. 5 cents + $1.00 = _____

9. What digital time does the clock show? _____

10. Draw this shape: square

Thursday

1. 7 – 4 = ____

2. 11 + 14 = ____

3. 1 – 1 = ____

4. Write the largest number you can using: 4, 2, 7.

_____

5. Complete this counting pattern:
1, 3, 5, 7, _____, _____, _____

6. Take 14 away from 15: ____

7. In a group of 24 students, 18 would like to play rugby union and the rest want to play baseball. How many want to play baseball? ____

8. What is the value of this coin?

_____

9. How many seconds in a minute? _____

10. Draw this shape: triangle

teachstarter

Year 2 Handwriting Wednesday Week 10

Wednesday – Week 10

Wellbeing Wednesday Colouring In



Wednesday – Week 10

Wellbeing Wednesday Colouring In



Wednesday – Week 10

Wellbeing Wednesday Colouring In

Wednesday – Week 10

Wellbeing Wednesday Find a Word

All About Australian Animals!

A word search about Australia's fauna

k	f	l	u	p	o	t	e	w	a	e
a	k	o	a	l	a	d	c	a	b	m
n	f	t	a	a	c	s	h	l	r	u
g	r	k	h	t	r	b	i	l	b	y
a	o	d	e	y	o	q	d	a	r	y
r	g	f	d	p	c	u	n	b	o	p
o	h	d	a	u	o	v	a	y	s	o
o	j	g	y	s	d	e	r	u	n	s
d	o	l	p	h	i	n	o	p	a	s
d	i	n	g	o	l	m	c	v	k	u
t	y	d	e	w	e	a	g	h	e	m
l	c	o	c	k	a	t	o	o	m	b
w	o	m	b	a	t	i	e	t	b	j



Words to find:

koala	wombat	bilby
kangaroo	dingo	crocodile
emu	echidna	cockatoo
platypus	dolphin	possum
frog	wallaby	snake

3D Object Animals
Lion

Thursday - Week 10



twinkl www.twinkl.co.uk

3D Object Animals
Elephant

Thursday - Week 10



twinkl www.twinkl.co.uk

3D Object Animals
Leopard

Thursday - Week 10

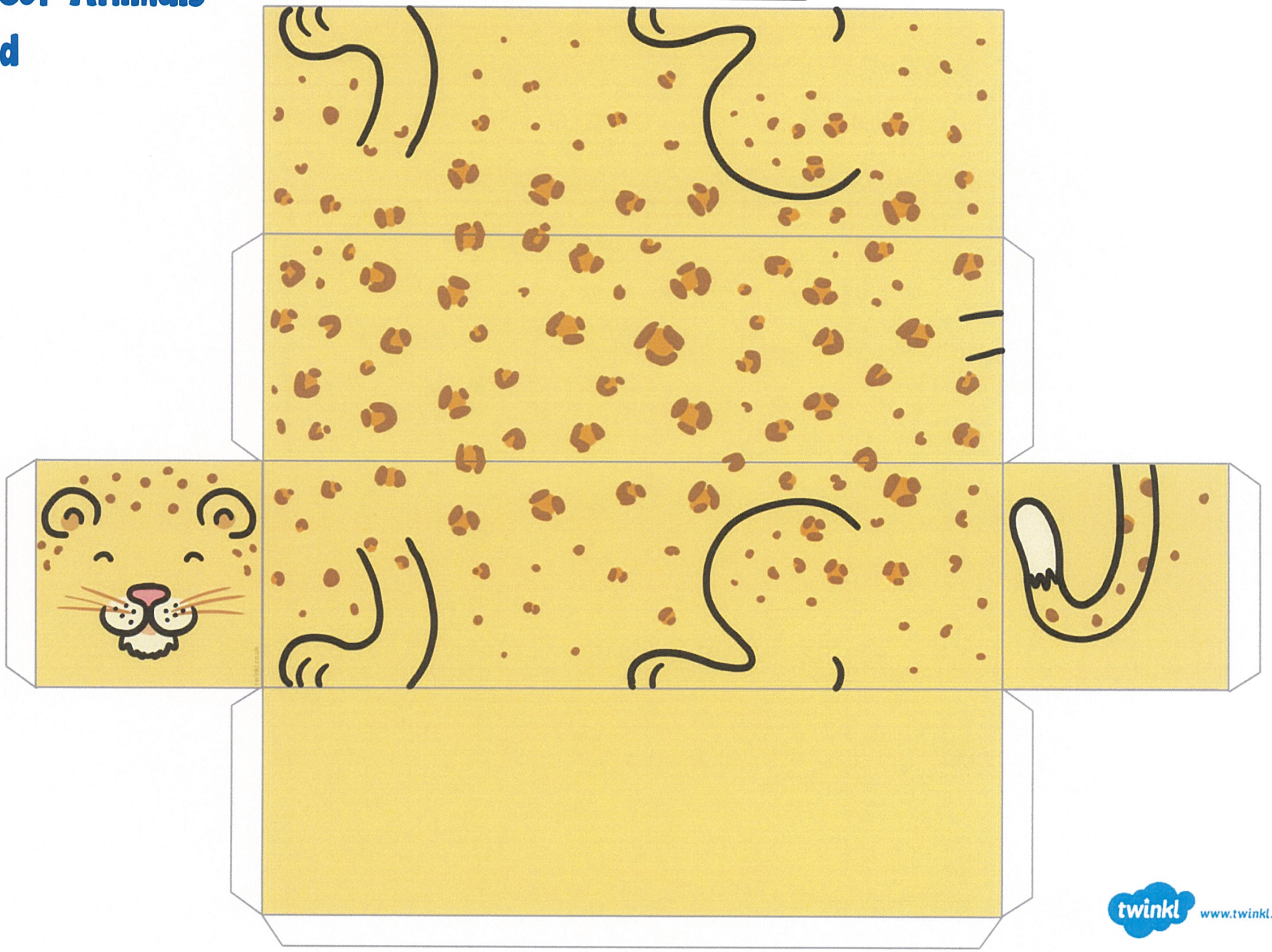

twinkl www.twinkl.co.uk

Thursday - Week 10

3D Object Animals

Hippo

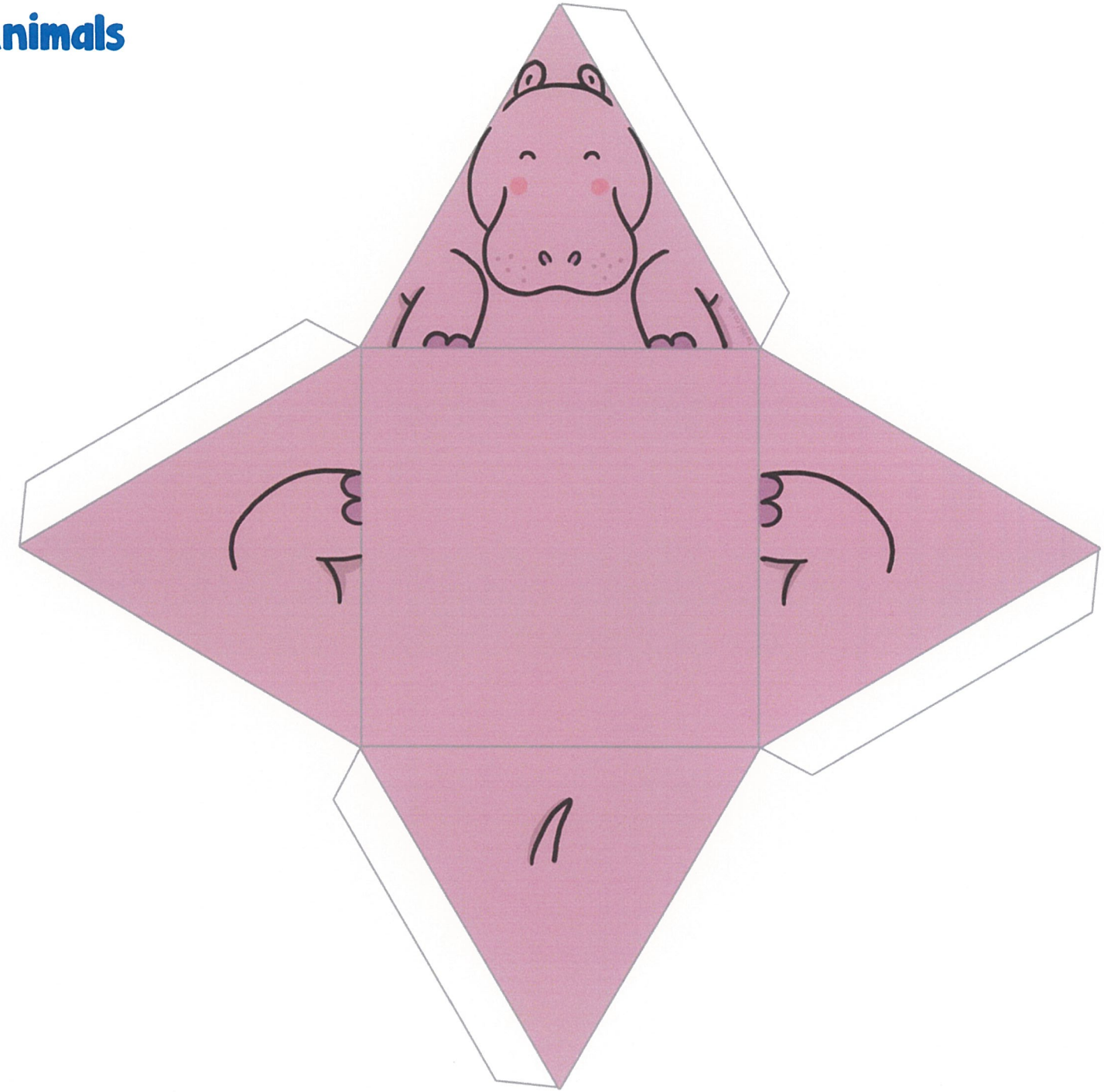

twinkl www.twinkl.co.uk

Thursday - Week 10

3D Object Colouring

Use the key to colour in the 3D shapes correctly.

Key		
Clues	**Name**	**Colour**
no vertices, one curved surface and 2 flat circular faces		yellow
8 vertices, 12 edges the same length, 6 faces		orange
5 faces in total (4 faces are triangles and 1 is a square)		green
one apex, one circular face		red
8 vertices, 12 edges, 6 faces (2 square, 4 rectangular)		purple
no edges, no vertices and one curved surface		blue



Year 2 Handwriting Thursday Week 10

Thursday – Week 10

HSIE/PHDPE

My I Spy Scavenger Hunt

Before this activity, you may wish to discuss with children the dangers of touching/ eating berries and how to look for small creatures without disturbing/hurting them.

smooth Leaf ☐	spiky leaf ☐	twigs on the ground ☐	rocks ☐
soil ☐	smooth bark  ☐	rough bark ☐	nuts or seeds ☐
fruit or berries ☐	red flowers ☐	yellow flowers ☐	white flowers ☐
flying insect ☐	ants ☐	caterpillar ☐	butterfly ☐
spider ☐	web ☐	snail ☐	nest ☐
feather ☐	bird flying ☐	footprints ☐	animal droppings ☐

Thursday – Week 10

Mindfulness

Outdoor Mindfulness Scavenger Hunt

Go outside and use all of your senses to complete this scavenger hunt.

Find something that makes you happy.

Listen to a bird singing.

Find something that smells nice.

Listen to leaves rustling on a tree.



Find something that is your favourite colour.

Find something that makes a noise.



Find something that is smooth.

Find something the colour of the sky.

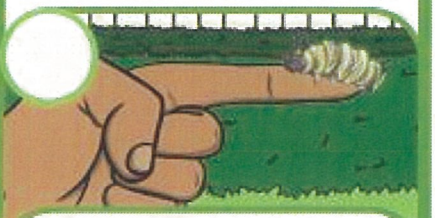

Find something as small as your fingernail.

Look for a cloud that is shaped like an animal. Watch it change shape.



Follow an insect. What it is doing?

Find something that is soft.