Early Stage 1 – Week 2 Term 3

	Monday	Tuesday	Wednesday	Thursday	Friday
Task	How can you help a family member today?	Could you organise your books today?	Have you made your bed?	Can you organise your toys today?	Can you tidy your room?
Morning	**English** *Select 5 sight words from the sight word sheet that your child doesn't already know, to learn this week.* Read and write out your sight words in your work book. Read a book with a parent/carer. You can use your PM online account or a book you have at home. What interesting words can you find in the story? Ask a grown up what do those words mean? Identify all the characters in the story and talk about them with	**English** Read and write your sight words in your workbook. Read a book with a parent/carer. You can use your PM online account or a book you have at home. Can you find some punctuation in the story, for example full stops and capital letters? Talk to your parent/carer about why they are used in those places. Complete the 'Trace, Draw and Order a Sentence' worksheet	**English** Read and write your sight words in your workbook. Read a book with a parent/carer. You can use your PM online account or a book you have at home. What interesting words can you find in the story? Identify all the characters in the story and talk about them with your parent/carer. Complete the 'Trace, Draw and Order a Sentence' worksheet and glue in your book.	**English** Read and write your sight words in your workbook. Read a book with a family member. You can use your PM online account or a book you have at home. How were the characters feeling at the beginning and then at the end of the story? What made them feel this way? Complete the 'Trace, Draw and Order a Sentence' worksheet and glue in your book.	**English** Read and write your sight words in your workbook. Read a book with a family member. You can use your PM online account or a book you have at home. Can you find any of your sight words in the story? Tell your parent/carer what the story is about – who are the characters, what happens? Complete the 'Trace, Draw and Order a Sentence' worksheet and glue in your book.

NSW GOVERNMENT

	Monday	Tuesday	Wednesday	Thursday	Friday
	your parent/carer. Complete the 'Trace, Draw and Order a Sentence' worksheet and glue in your book. Complete the sound sort worksheet for the letters **s a t p i n** Cut out the pictures and glue them under the letter/sound they belong to. **Additional <u>Optional</u> activities** Log onto Study Ladder and complete some of the activities. Make your sight words out of playdough, lego or another material Play eye spy or search your room for things that	and glue in your book. Complete the 'Rhyming Words Cut & Paste' worksheet. Cut out the pictures and glue them under the correct rhyming word. Practise your handwriting on the laminated alphabet card. Form all the letters carefully. **Additional <u>Optional</u> activities** Log onto study ladder and complete some of the activities. Can you find any of your sight words in a book that you like to read? Write a list of words that rhyme with cat, tip and man.	Practise your handwriting on the laminated alphabet card. Form all the letters carefully. Complete the 'Ending Sounds' worksheet. **Additional <u>Optional</u> activities** Log onto study ladder and complete some of the activities. Write what you can see outside your window today and draw a picture to show what you can see.	Rhyming words activity. Cut and paste the pictures to match the rhyming words. **Additional <u>Optional</u> activities** Log onto study ladder and complete some of the activities. Choose a non-fiction (factual) book. If you can, read it to a grown up, or have the grown up read it to you. Can you list some facts from the book? Can you draw and label a picture of something from the book.	Complete the 'Middle Sound – Fill in the missing letter' worksheet. Practise your handwriting on the laminated alphabet card. Form all the letters carefully. **Additional <u>Optional</u> activities** Log onto study ladder and complete some of the activities. Write about what you would do if you didn't have to stay at home today.

© NSW Department of Education, Jul-21

	Monday	Tuesday	Wednesday	Thursday	Friday
	start with the letters **s a t p i n .**				
	Mathematics Practise writing your numbers starting from 0 in your workbook. How far can you go? Use a dice to roll a number sentence. For example roll the dice and write down the number rolled. This will be the first number in your addition number sentence. Roll the dice again and write down the number, this will be the second number in your addition sentence. Add the two numbers together and record your answer eg: 4 + 3 = 7 Do these ten times and record your number sentences in your workbook. **Additional Optional**	**Mathematics** On the back of your handwriting card trace the numerals carefully then write them in your workbook. Collect 10 different toys from your room and put them in order from shortest to tallest. In your workbook draw your toys in their order. Choose something small (blocks, crayons, paper clips) to use to measure your smallest object and your tallest object. Record your answer in your workbook. **Additional Optional Activities** Log onto study ladder and complete some of the activities.	**Mathematics** Practise counting backwards from 20. How far can you count forwards? Shape hunt: What shapes can you find in your favourite book? Draw and label these shapes and count how many sides each shape has. Complete the 'Two-Dimensional Shapes' worksheet. **Additional Optional Activities** Log onto study ladder and complete some of the activities. Find some lego or small	**Mathematics** Create your number 11 booklet. Fold the sheet in half and half again and then complete the activities on each page. Gather 11 small objects eg – 11 leaves from outside, 11 blocks, 11 lego pieces. How many ways can you make11? For example, 6 leaves + 5 leaves =11 8 leaves + 3 leaves = 11 List all the different ways you can make 11 in your workbook. **Additional Optional Activities** Log onto study ladder and complete some of the activities. Practise writing your numerals on the back of	**Mathematics** Ask someone to help you collect 20 objects. Practise counting your collection, forwards and backwards. You could even try starting from different numbers (for example, start with 5 objects and keep counting). Complete the 'Numbers about Me' worksheet. Complete the 'Colour by numbers' worksheet. **Additional Optional Activities** Log onto study ladder and complete some of the activities. Roll a dice and add two numbers together. Can

	Monday	Tuesday	Wednesday	Thursday	Friday
	Activities Log onto Study Ladder and complete some of the activities. Search around your house to find as many 'teen' numbers as you can. Write them down in your workbook. Practise writing your numeral on the back of your handwriting card.	Practise counting backwards from 20. Can you count backwards from numbers higher than 20? Write your numbers backwards from 20 in your workbook.	objects that you can make in to a repeating pattern. Draw the pattern in your workbook.	your handwriting card. Copy them neatly into your workbook. Be sure to form the letters correctly.	you count on from the first number rolled?
	Science Complete the 'How about this weather' activity. Make sure you glue your completed work into your workbook.	**Creative arts** Can you make an artwork made from leaves? Take a look at the examples on the 'Leaf Art Page' get creative and make a beautiful work of art!	**History** Talk to a grown up about things that were different when they were in Kindergarten. Did they use iPads and computers? Did they have a smartboard? Sort the pictures of things from the past and things that you use today.	**Creative Arts** Talk to a grown up about what makes a good friend. Tell your grown up about your friends and why they are such a good friend to you. Draw a picture of a good friend. You might like to draw a portrait of them or you might draw you doing something with your friend.	**PDHPE** Practise kicking a ball with a family member. Can you set up a goal or target area. Try kicking the ball in to the target area. Mindfulness – Octopus colouring activity.

© NSW Department of Education, Jul-21

Monday - Week 2__ Date: _____

Trace, Draw and Order a Sentence

1. Trace the words in the sentence.

This is a little cat.

2. Draw and write what is happening in the sentence.

3. Cut the words out and glue them into the boxes in the correct

Teacher Resources

cat.	little	This	is	a

Monday - Week 2

s a t p i n

Monday - Week 2



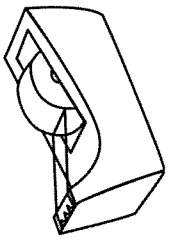

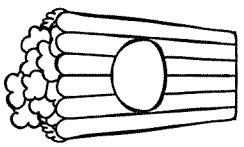
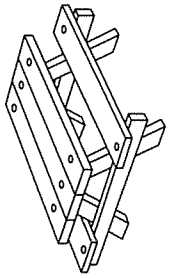
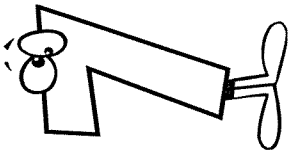

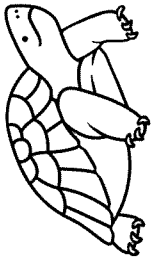




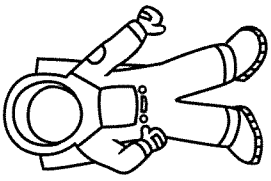
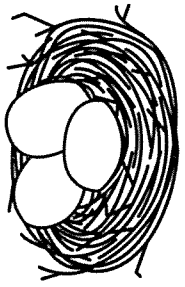





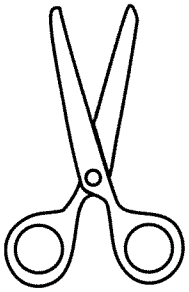
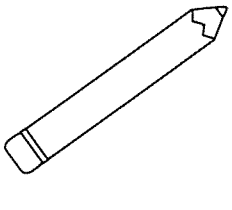

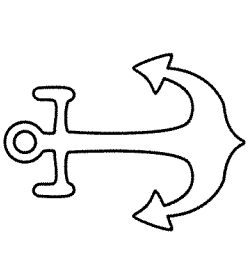



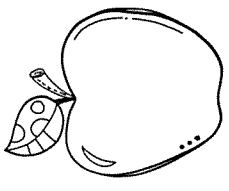



Name: _____ Date: _____

How About This Weather?

Follow the instructions below to create a picture that shows the differences between types of weather.

1. Choose a type of weather. Cut out its name and place it in the title box at the top of the page.
2. Cut out features of the sky that you would see during this type of weather. Place them in the sky of the picture.
3. Choose the clothes someone would need to wear for this weather. Place them on the person in the picture.
4. Add any colours or extra details you think are needed for your picture.







teachstarter

Name: _____ Date: _____

Weather

Rainy	Hot and sunny	Snowing
Cloudy	Windy	Cold and sunny

Objects in the sky



teachstarter

How About This Weather? – Worksheet

Name: _____ Date: _____



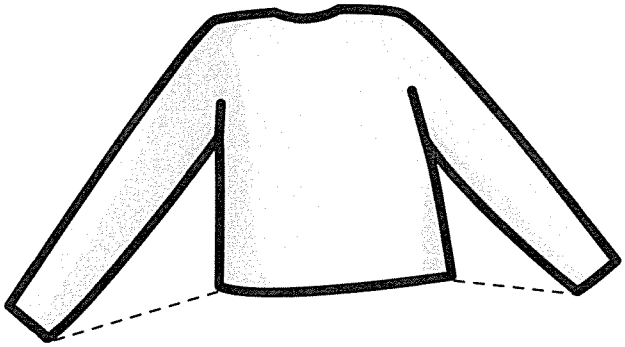

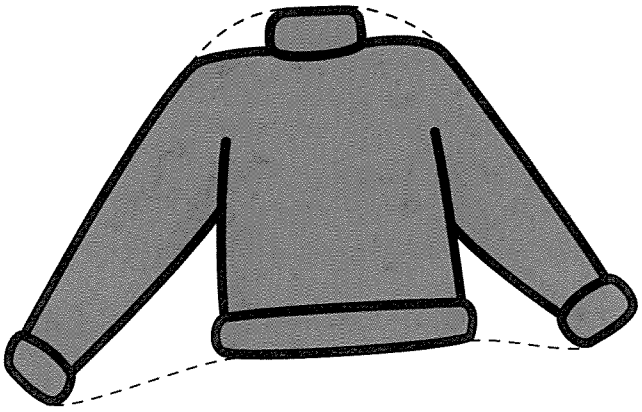

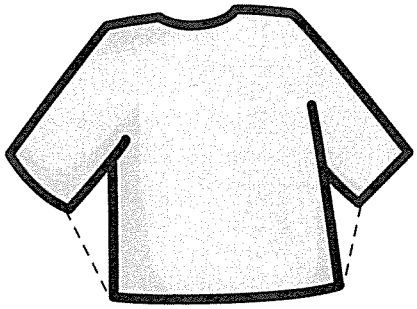

teachstarter

Name: _____ Date: _____

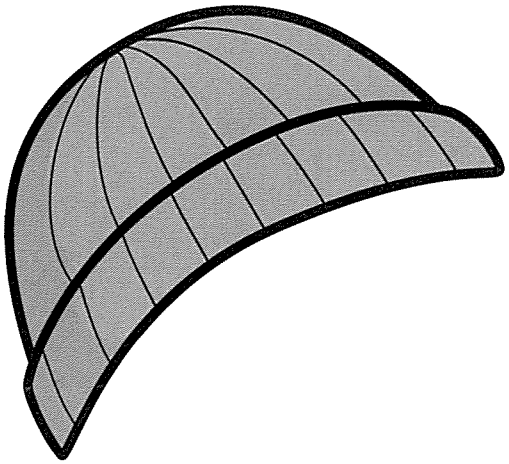



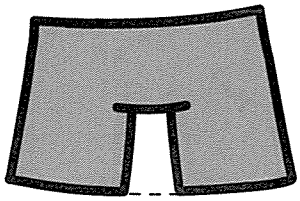

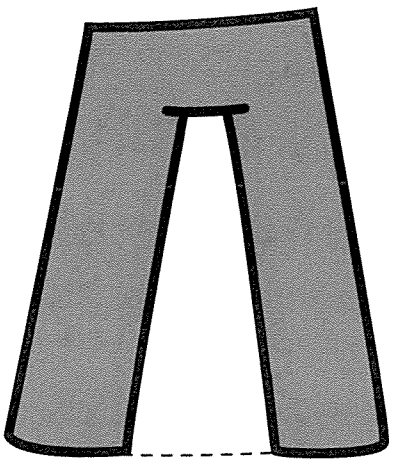



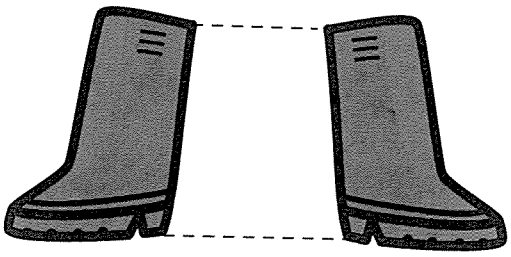

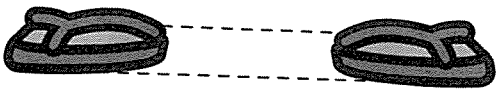

teachstarter

How About This Weather? – Worksheet

Name: _____ Date: _____

weather title here



teachstarter

Tuesday - Week 2

Date: _____

Trace, Draw and Order a Sentence

1. Trace the words in the sentence.

He can see the fish.

2. Draw and write what is happening in the sentence.

3. Cut the words out and glue them into the boxes in the correct

Teacher Resources

He	the	fish.	see	can

Tuesday - Week 2 _____

Rhyming Words Cut & Paste

Cut, sort, and glue the pictures under the word that rhymes.

	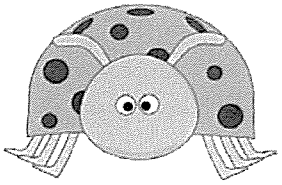		



Tuesday - Week 2

1. Draw

Step 1 - Trace your leaves



Step 2 - Colour your leaves



Step 3 - Use magazines or catalogues



2. Create characters

Use your **imagination** to change your leaves into new things.

Perhaps they will become animals or aliens like these examples.



Faulconbridge Public School







3. Leaf creations

Use your leaves to create artworks. You might like to try the examples below or create something of your own.

A leaf face



A colour wheel of autumn leaves



A mandala (pattern)



Wednesday - Week 2

Date: _____

Trace, Draw and Order a Sentence

1. Trace the words in the sentence.

She can see the pig.

2. Draw and write what is happening in the sentence:

3. Cut the words out and glue them into the boxes in the correct

Teacher Resources

She	the	pig.	see	can

Name: _____ Wednesday - Week 2

Ending Sounds

Write the ending sound of each word.

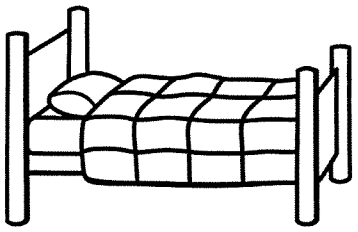

b e ☐



b u ☐



n e ☐



c a ☐

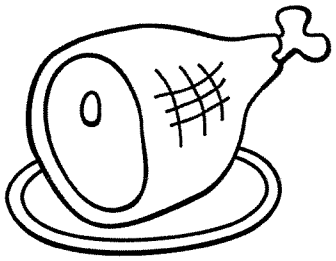

h a ☐

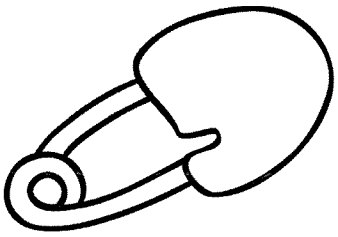

p i ☐



j a ☐

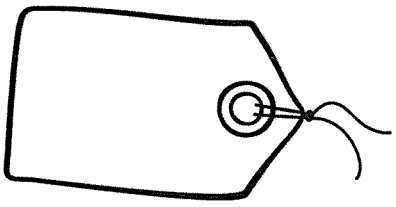

t a ☐

c a ☐

Wednesday - Week 2

Date _____

Two-Dimensional Shapes (B)

1. Colour and name the shapes used to make this train.

circle = blue, square = red, triangle = green, rectangle = yellow



_____

_____ 

_____

_____

2. Count and record the number of sides and corners for each shape.

Shape	Name	Sides	Corners
	triangle		
	square		
	rectangle		
	circle		

teachstarter

Wednesday - Week 2

PAST vs. present



©Cori Blubaugh @ Mrs. B's Beehive

Wednesday - Week 2



















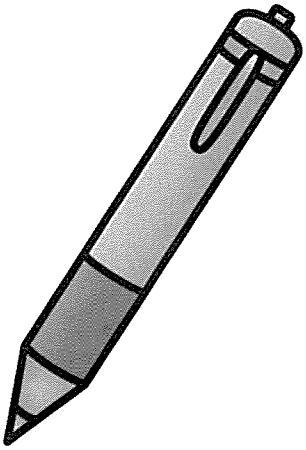



Past



Present

©Cori Blubaugh @ Mrs. B's Beehive

Thursday - Week 2

Date: _____

Trace, Draw and Order a Sentence

1. Trace the words in the sentence.

Today was a hot day.

2. Draw and write what is happening in the sentence.

3. Cut the words out and glue them into the boxes in the correct

K3 Teacher Resources

was	a	day.	hot	Today

Thursday - Week 2 _____

Rhyming Words

Directions: Cut and paste the pictures to match the rhyming words

trap		far	
pet		chip	
dig		bag	
tree		thing	

©www.freewordwork.com

flag 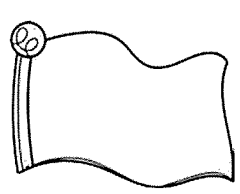	map 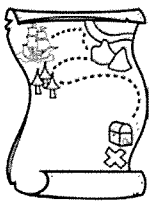	net 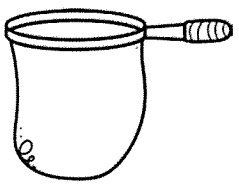	string 
ship	bee 	star	pig 

Name: _____

Trace It

eleven

Trace It

11

Find It

11	20	17	5	9
15	8	11	2	10
11	2	12	3	16
19	6	8	10	11
7	11	3	18	1

teachstarter

Circle It

twelve

20

11

eleven

7

Show It

Count and Colour

Before and After

	11	

Thursday - Week 2

Friday - Week 2 ___ Date: _____

Trace, Draw and Order a Sentence

1. Trace the words in the sentence.

I can see the car.

2. Draw and write what is happening in the sentence.

3. Cut the words out and glue them into the boxes in the correct

Teacher Resources

I	car.	can	see	the

Middle Sound - Fill in the missing letters.

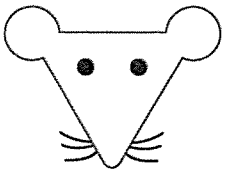

r		t

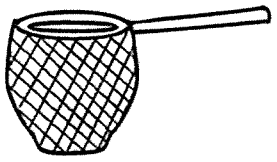

n		t



m		g



v		n

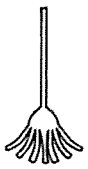

m		p

w		g

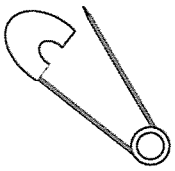

p		n



j		t



r		g

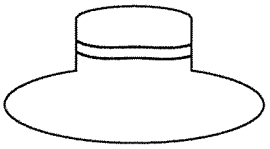

h		t



p		g



c		p

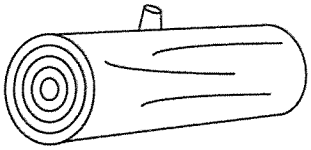

l		g



w		b

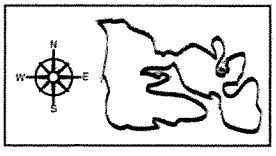

m		p

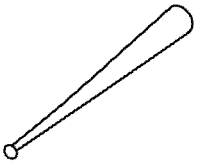

b		t

h		t

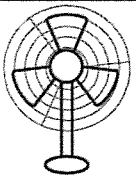

f		n



b		g

t		p

Copyright © 2015 Friday - Week 2 n All rights reserved

Numbers About Me

I am _____ years old.

_____ + _____ = _____
_____ + _____ = _____
_____ + _____ = _____
_____ + _____ = _____

Name: _____

Date: ___ / ___ / ___

I was born on...

_____ / _____ / _____



I have _____ pets.



This is Me!

There are _____ people in my family.

_____ boys

_____ girls

____ + ____ = ____

I like the number _____.

_____ + _____ = _____
_____ + _____ = _____
_____ + _____ = _____
_____ + _____ = _____

I have lost ____ teeth so far.

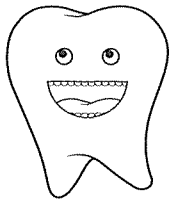

Friday - Week 2

Teacher Resources

Friday - Week 2

Name: _____ Date: _____

12

10-20 Colour Fun!

19

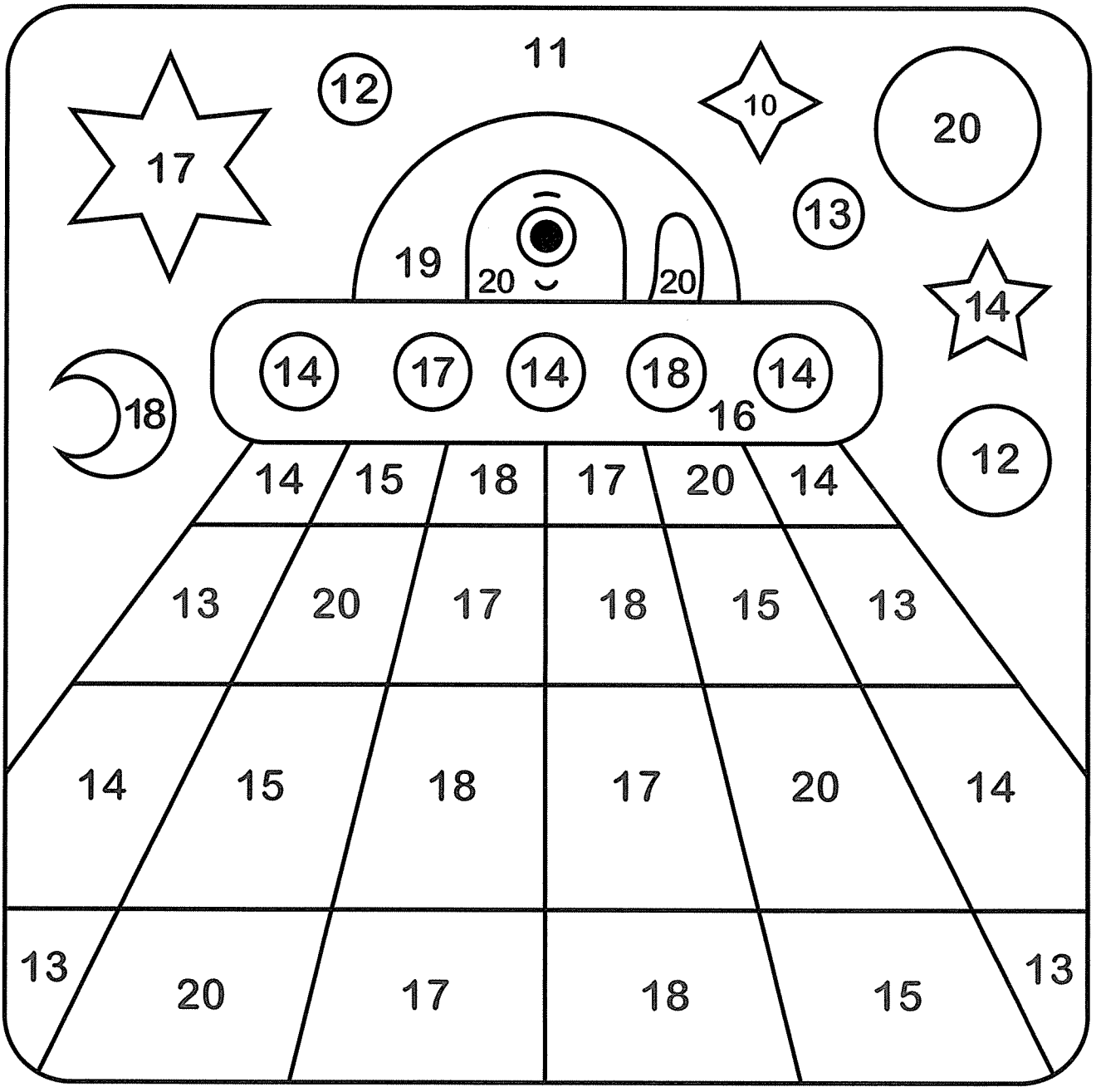

10	white	14	yellow	18	pink
11	black	15	dark green	19	light blue
12	red	16	dark blue	20	light green
13	orange	17	purple		

16

14

teachstarter

Friday - Week 2



teachstarter