

Week 3

Home Learning Pack



Dear K-2H families,

Welcome to week 3!

Below you will find a variety of different activities for the week, some new and some familiar.

Should you have any questions please feel free to contact me, the best way is via classroom seesaw.

Take care,

Emily Hurst

Here is a list and links to our some of our daily songs and learning activities, feel free to try these at home.

Good morning songs-

[Have a Good Morning, Have a Good Day | Morning Song for Kids | Jack Hartmann - Bing video](#)

[Good Morning Song for Kids \(with lyrics\) | The Singing Walrus - Bing video](#)

[Hello Song for Kids | Greeting Song for Kids | The Singing Walrus - Bing video](#)

Days of the week -

[Days of the Week Song | The Singing Walrus - Bing video](#)

[Days Of The Week Addams Family \(Parody\) | Fun songs for Big Kids, Preschoolers and Toddlers - Bing video](#)

[Days of the Week Syllables Song | Jack Hartmann | Syllable Song - Bing video](#)

Months of the year -

[Months of the Year Song | Song for Kids | The Singing Walrus - Bing video](#)

[12 Months of the Year | Exercise Song for Kids | Learn the Months | Jack Hartmann - Bing video](#)

[Months of the Year Syllable Song Phonological Awareness Jack Hartmann - Bing video](#)

Phonics song-

[Ants In The Apple - Bing video](#)

Our favourite dances-

[\(4\) Jump! Children's song by Patty Shukla \(DVD version\) - YouTube](#)

[Penguin Dance | Brain Breaks | Jack Hartmann - Bing video](#)

Math songs

[The Big Numbers Song - Bing video](#)

[Shapes song for kids | The Singing Walrus - Bing video](#)

[What's Your Favorite Color? | Kids Songs | Super Simple Songs - Bing video](#)

Miss Looney has made a list of all our favourite dances and songs that K2H have enjoyed this year so you can enjoy them at home.

Songs:

Heads shoulders knees and toes <https://www.youtube.com/watch?v=RuqvGiZiOgg>

Ants Go Marching

<https://www.youtube.com/watch?v=Pjw2A3QU8Qg>

Five Little Ducks

<https://www.youtube.com/watch?v=pZw9veQ76fo>

Ten in the Bed

https://www.youtube.com/watch?v=TdDypyS_5zE

Freeze song

<https://www.youtube.com/watch?v=2UcZWXvugMZE>

Old Macdonald had a farm

https://www.youtube.com/watch?v=_6HzoUcx3eo

Hickory Dickory Dock

<https://www.youtube.com/watch?v=HGgsklW-mtg>

Just Dance:

I like to Move It

<https://www.youtube.com/watch?v=ziLHZeKbMUo>

I am a Gummy Bear

<https://www.youtube.com/watch?v=mYLhXbaJ32o>

Five Little Monkeys

<https://www.youtube.com/watch?v=lxFOiayJR-s>

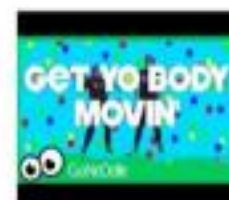
YOUTUBE

- Alphablocks- these are FANTASTIC for consolidating phonics knowledge- identifying sounds and blending them together.
 - https://www.youtube.com/channel/UC_qs3c0ehDvZkbEhQj6Dng
- Number Blocks- by the same people as Alphablocks. Another fantastic treasure trove of videos for maths concepts.
 - <https://www.youtube.com/channel/UCPlwyNQw4qFSPIFIALB92w>
- Jack Hartmann Kids Music Channel- loads of active songs to practise and consolidate an enormous range of concepts.
 - <https://www.youtube.com/user/JackHartmann>
- Harry Kindergarten- loads of songs to practise early learning.
 - <https://www.youtube.com/user/HarryKindergarten>
- The Learning Station- lots of fun brain break songs and songs to practise early learning concepts.
 - <https://www.youtube.com/user/TheLearningStation>



GETTING KIDS ACTIVE

- www.gonoodle.com- movement and mindfulness lesson videos that are great for lesson breaks. They are designed by educators and you can sign up for free!!
- <https://www.cosmickids.com/>- interactive yoga stories.



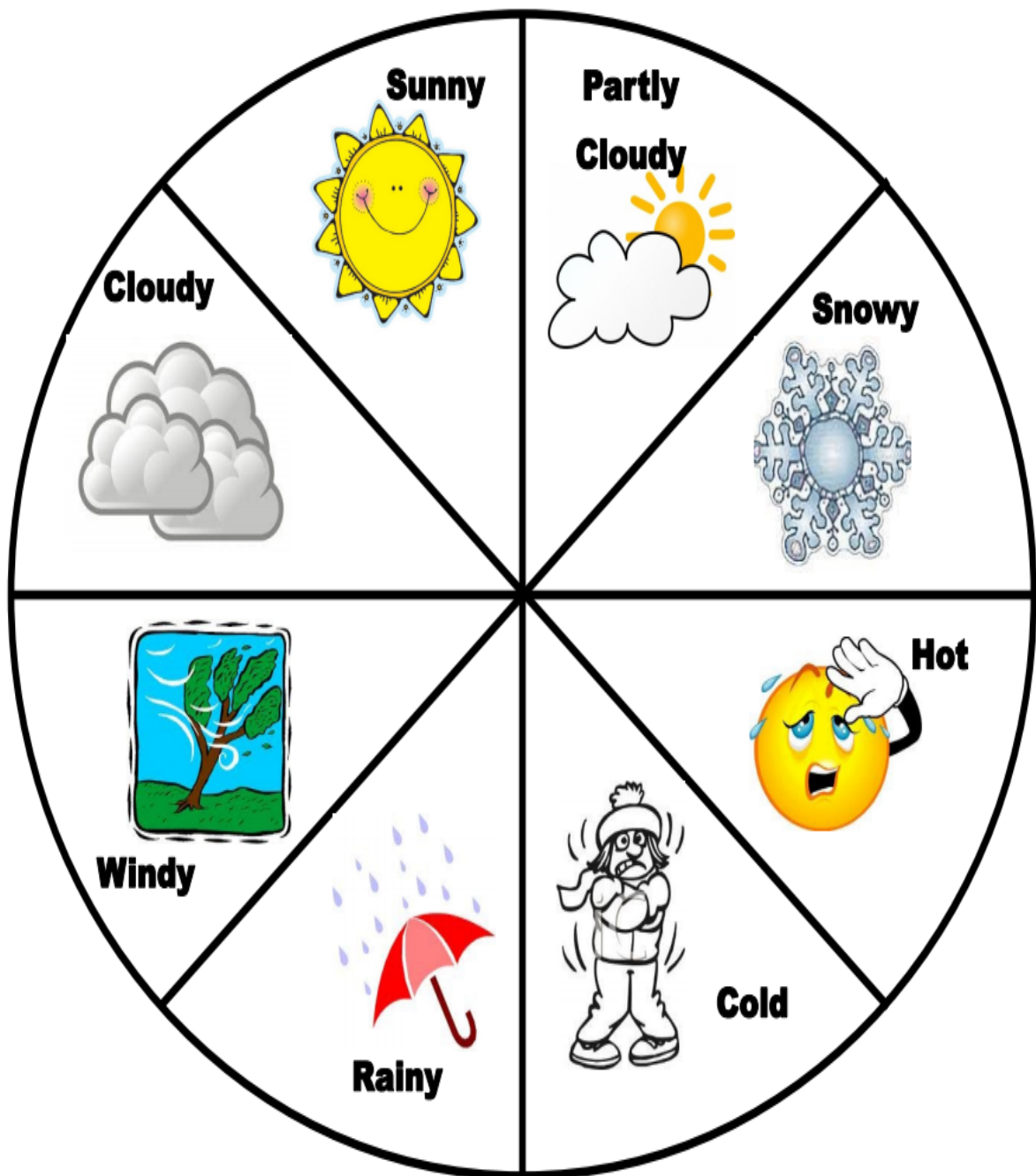


July 2021 (Australia)

Mon	Tue	Wed	Thu	Fri	Sat	Sun
28	29	30	1	2	3	4
5	6	7	8	9	10	11
12	13	14	15	16	17	18
19	20	21	22	23	24	25
26	27	28	29	30	31	1
2	3	4	5	6	7	8

Each day, mark the day off by crossing the number off on the chart. Any special occasions you can add to your calendar?

What is the weather like today?



Sing along to the months of the year. Try to point at each month as you go.



Sing along to the days of the week, try to point to each day as you go

	Sunday
	Monday 
	Tuesday
	Wednesday 
	Thursday
	Friday 
	Saturday

BATHROOM SCAVENGER HUNT

Find each of the following items and cross them out as you find them.



Towel



Soap



Hair
Brush



Toothpaste



Toothbrush



Comb

©Auntie Classroom Resources

DISCUSSION QUESTIONS

1. What is it?
2. What color is it?
3. Which do you put in your mouth?
4. Which do you use to wash your hands?
5. Which has bristles?
6. Which do you use in your hair?
7. Which are used to brush teeth?
8. Which is soft?
9. Which goes in your mouth?

©Auntie Classroom Resources

CRAFTS SCAVENGER HUNT

Find each of the following items and cross them out as you find them.



Markers



Scissors



Crayons



Glue



Envelope



Ribbon

©AwtsonClassroomResources.com

DISCUSSION QUESTIONS

1. What is it?
2. What color is it?
3. Which is sharp?
4. What can you write with?
5. Which one goes in the mail?
6. Which one is a liquid?
7. What do we cut with?
8. Which can we color with?
9. Which one can we tie?

©AwtsonClassroomResources.com

PARK SCAVENGER HUNT

Find each of the following items and cross them out as you find them.



Swings




Monkey
Bars



Fence



See Saw



Slide



Trash
Can

DISCUSSION QUESTIONS

1. What is it?
2. Which ones can you play on?
3. Which are made of metal?
4. Which one keeps us inside the park?
5. Which do you climb on?
6. Where do we throw trash?
7. Which do we sit on?
8. Which are made of metal?
9. Which do we swing on?

CLOSET SCAVENGER HUNT

Find each of the following items and cross them out as you find them.



Pants



Shirt



Shoe



Sock



Coat










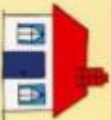


















Skirt

©ActionClassroomResources.com

DISCUSSION QUESTIONS

1. What is it?
2. What color is it?
3. Which goes on your foot?
4. Which covers legs?
5. Which do you wear when it's cold?
6. Which is made of cloth?
7. Tell me something about the shirt.
8. Which has sleeves?
9. Which has laces?

©ActionClassroomResources.com

 a	 b	 c	 d	 e	 f	 g	 h
 i	 j	 k	 l	 m	 n	 o	 p
 q	 r	 s	 t	 u	 v	 w	 x
 y	 z	<p>is the and for a on</p>		<p>I am went to this can</p>		<p>we are like my in see</p>	

A4 Alphabet Card B101
 P.O. Box 21614
 Henderson,
 Auckland 1231
 New Zealand
 Pm/Fax (047) 64 9 828 7742
 Pm/Fax (042) 09 828 7742
 Printed in New Zealand



© Copyright 1991-98 Butterflies. All rights reserved.

Sight word practice

Read the words below, have a try at pointing to them as you read.

Try to either trace the words or write them on your own.

is the

and for

a on

I am

went to

this can

we are

like my

in see

Writing practice


Practice writing
your first name.

WOULD YOU RATHER:

Crawl like a caterpillar or walk like a ladybug?



Name: _____



COLOR CODE:
READ AND COLOR
THE SIGHT WORDS.

said



orange

red



red

go



blue

and



yellow

big



green

me

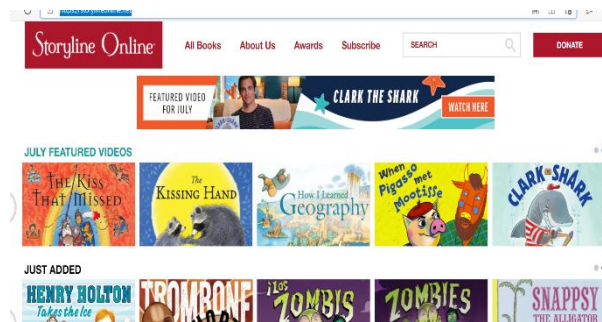


black


Interactive stories

The following websites have stories to listen to and activities to try

[Storyline Online - Home](#)



[THE LITERACY SHED - Home](#)



See the animals activities

Below you will find a story book to read together.


Read along and have your child point to the words with you.

Ask them to point to the animal they just read about.


You can even colour in the pages.

Try to find the letters c d f
b h


See the animals




An early reader by Stefanie Galvin




Look at the cat.




Look at the dog.




Look at the bird.




Look at the fish.



Look at the frog.



Look at the horse.



Look at the bear.

*What is your favourite animal? Draw or write
about it below*



Can you write the numbers 1-20?

Can you draw 10 flowers?

Use the following number of the day numbers in
for the following page:

1 one

7 seven



5 five

10 ten

NUMBER OF THE DAY

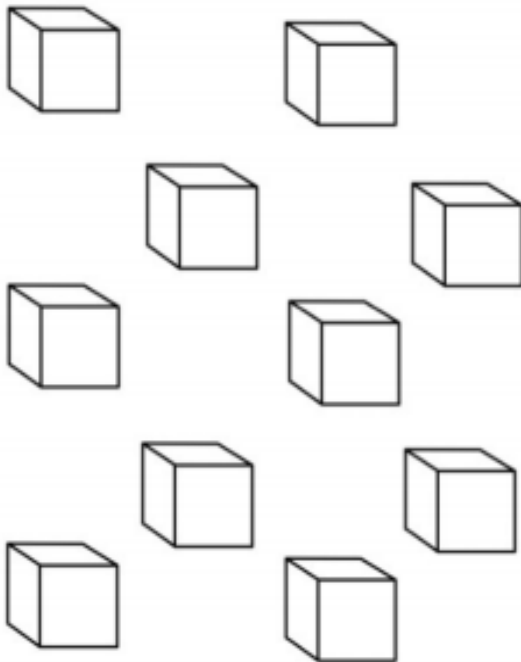


Number before



Number after

Colour it:

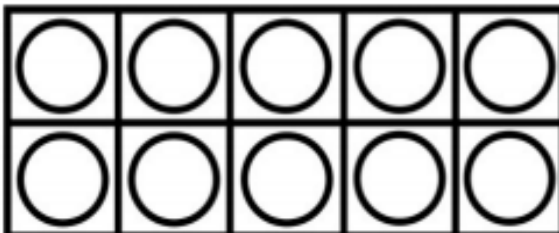


Tally it:

Write the word:

Draw it:



Show it on the ten frame:



NUMBER OF THE DAY

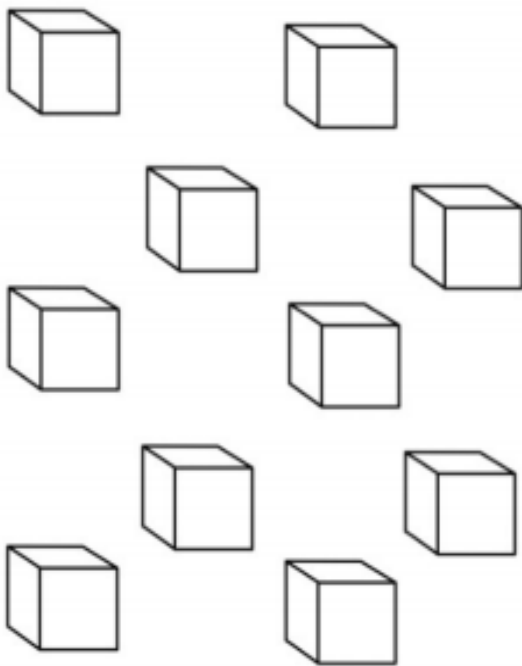


Number before



Number after

Colour it:



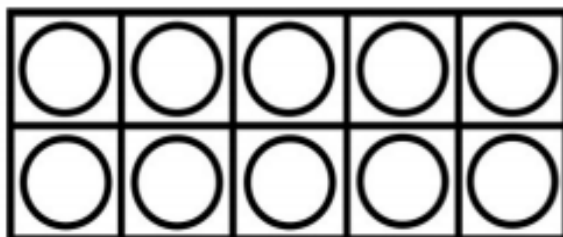
Tally it:

Write the word:



Draw it:



Show it on the ten frame:



NUMBER OF THE DAY

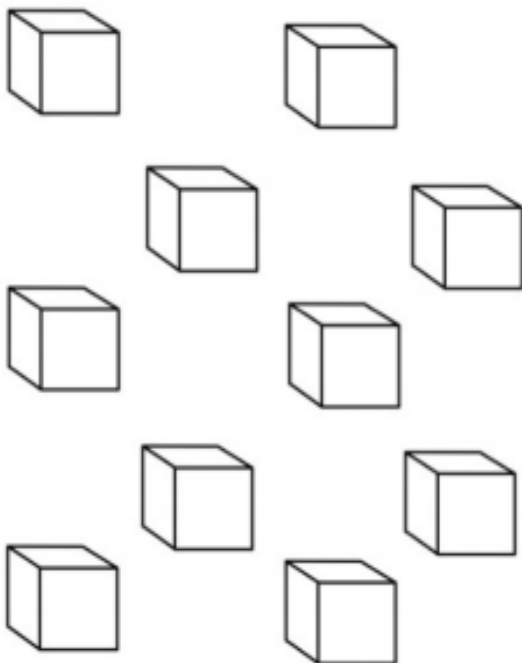


Number before



Number after

Colour it:



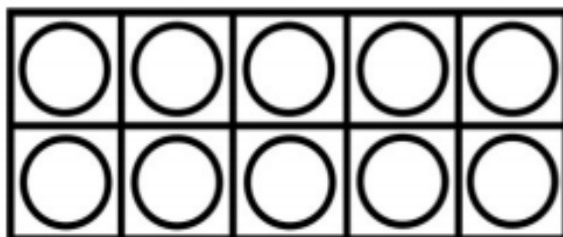
Tally it:

Write the word:



Draw it:



Show it on the ten frame:



NUMBER OF THE DAY

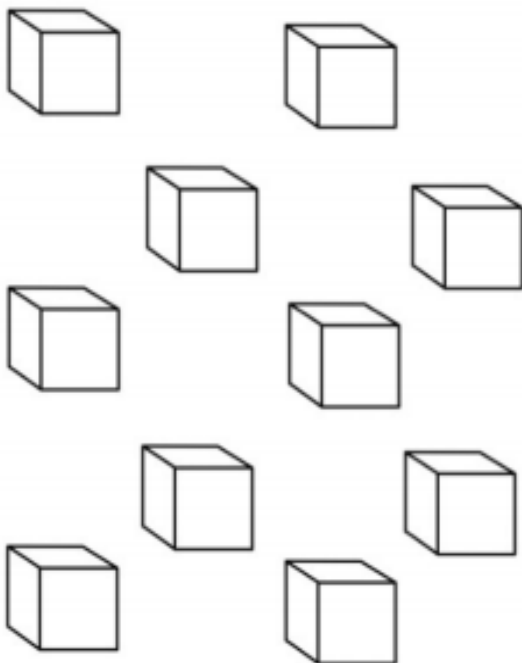


Number before



Number after

Colour it:

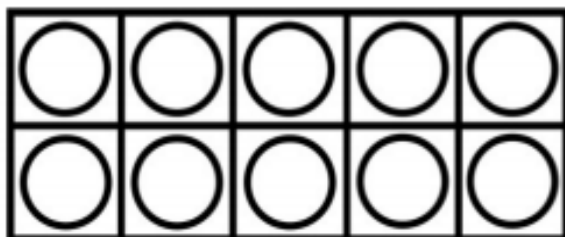


Tally it:

Write the word:

Draw it:

Show it on the ten frame:



At home math ideas


1. Pick a colour, see how many items you can find around your home that are that colour
2. Hide an object and give clues so someone can find it, try to use words like under, on top of, behind
3. Help sort out some laundry- practice folding pairs of socks
4. Gather 10 objects, count them and sort them by colour or size
5. Cut a piece of string that is the length of your foot, see if you can find items that are bigger or smaller than your foot

6. Jump on the spot, how many times can you jump without stopping
7. Collect rocks, leaves, and sticks, can you make patterns out of them?
8. Count how many windows there are in your home
9. Count how many doors are in your home
10. Play a boardgame or do a puzzle


Use the number chart to
practice your counting

Name _____

COUNTING



My Super
Chart to 120
Use this chart to help with
addition and subtraction



Hundreds Chart

1	2	3	4	5	6	7	8	9	10
11	12	13	14	15	16	17	18	19	20
21	22	23	24	25	26	27	28	29	30
31	32	33	34	35	36	37	38	39	40
41	42	43	44	45	46	47	48	49	50
51	52	53	54	55	56	57	58	59	60
61	62	63	64	65	66	67	68	69	70
71	72	73	74	75	76	77	78	79	80
81	82	83	84	85	86	87	88	89	90
91	92	93	94	95	96	97	98	99	100
101	102	103	104	105	106	107	108	109	110
111	112	113	114	115	116	117	118	119	120



©Kim Shannon

Name _____

NUMBER WORDS



Cut and paste to each eraser to match the numerals to the number words.



© Kim
Shannon

four	one	seven	nine	three
six	ten	two	five	eight


Name _____

I AM SUPER AT READING NUMBERS!

Read each numeral representation. Color by the code:

Representations of...

- | | | |
|-----------------|---------------------|--------------------|
| 1 = White | 2 = Green | 3 = Red |
| 4 or S = Yellow | 5 or 6 = Light Blue | 7 or 8 = Dark Blue |
| 9 = Orange | 10 = Brown | OTHER = Skin Color |



Name _____

ADDITION FACTS



Add to solve. Color by the code:

5 = YELLOW

6 = RED

7 = BLUE

8 = GREEN



Name _____

ADDITION FACTS



Add to solve. Color by the code

17 or 18 = YELLOW

16 = BROWN

15 = BLACK

14 = PURPLE

13 = PINK

12 = ORANGE

11 = BLUE

10 or 9 = PEACH or TAN

Name _____

SUBTRACTION FACTS



Add to solve. Color by the code:

5 = YELLOW

6 = RED

7 = BLUE

8 = GREEN



Name _____

SUBTRACTION

Add to solve. Color by the code.

9 = YELLOW

10 = PURPLE

11 = ORANGE

12 = DARK BLUE

13 = LIGHT BLUE

14 = GREEN

15 = PINK

16 = RED



18 - 9 20 - 10 15 - 4 15 - 3 14 - 1

15 - 1 20 - 5 12 - 2

15 - 2 20 - 5 11 - 2 13 - 2 15 - 6

12 - 3 14 - 1 20 - 6 12 - 1

11 - 1 17 - 2

14 - 2 18 - 3

Maths songs

[I Can Show Numbers In So Many Ways | Math Song for Kids | How to Represent Numbers | Jack Hartmann - Bing video](#)

[Count to 20 and Workout | Fun Counting Song for Kids | Count by 1's to 20 | Jack Hartmann - Bing video](#)

[Number song 1-20 for children | Counting numbers | The Singing Walrus - Bing video](#)

[The Big Numbers Song - Bing video](#)

[Shapes Song 2 - Bing video](#)

[Shapes song for kids | The Singing Walrus - Bing video](#)

FINE MOTOR ACTIVITIES

Spooning small items e.g. marbles, beads	Working with playdough- kneading, pushing, rolling, pulling.	Scissor practice- cutting straight, curved and zig zag lines.	Using tongs to pick up small items e.g. pom poms, buttons, dry pasta.
Threading beads onto shoe laces, pipe cleaners or spaghetti.	Pegging or clipping items to make shift clotheslines.	Painting or tracing with water.	Lacing - into templates with holes or working with tying shoe laces.
Working with kinetic sand.	Cutting and pasting activities.	Manipulating and working with paper clips.	Creating things with rubber bands.
Using syringes with coloured water.	Placing toothpicks through small holes.	Hammer and screws or nuts and bolts activities.	Writing numbers or letters in rice, sand or salt.
Pricking holes with pins to make numbers, drawings etc.	Toilet Roll haircuts- draw faces and cut some hair.	Scrunching and gluing tissue paper and crepe paper to make artworks	Sorting small objects into empty egg cartons e.g. beads, pom poms
Picking up small objects with tweezers.	Buttoning and unbuttoning practice.	Paper tearing and creating artworks with the paper scraps.	Tracing activities- variety of dotted lines.

Draw a picture of the most
beautiful butterfly