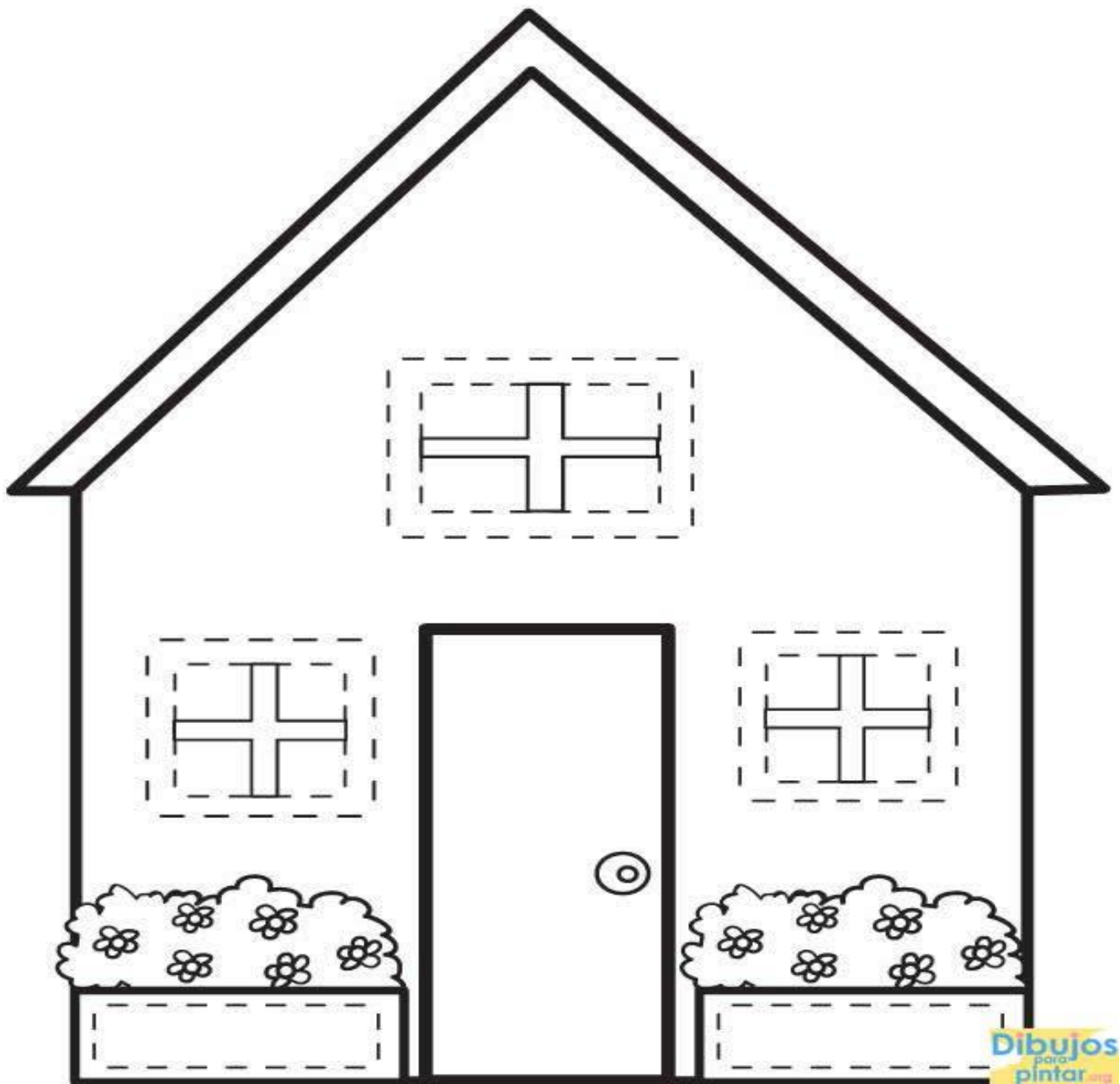


Week 4

Home Learning Pack



Dear K-2H students and families,

Welcome to Week 4!

Thank you for all the support and engagement with the Home Learning Packs and the open communication.

In this weeks Home Learning pack you will find a number of different and fun activities to try at home.

On seesaw I have uploaded several different stories including some of my own favourites.

As always if you need anything please feel free to contact me via seesaw.

Take care,

Emily Hurst

UPDATED Favorite classroom songs

Here is a list and links to our some of our daily songs and learning activities, feel free to try these at home.

Good morning songs-

[Have a Good Morning, Have a Good Day | Morning Song for Kids | Jack Hartmann - Bing video](#)

[Good Morning Song for Kids \(with lyrics\) | The Singing Walrus - Bing video](#)

[Hello Song for Kids | Greeting Song for Kids | The Singing Walrus - Bing video](#)

[Good Morning Song for Kids - Bing video](#)

Days of the week -

[Days of the Week Song | The Singing Walrus - Bing video](#)

[Days Of The Week Addams Family \(Parody\) | Fun songs for Big Kids, Preschoolers and Toddlers - Bing video](#)

[Days of the Week Syllables Song | Jack Hartmann | Syllable Song - Bing video](#)

Months of the year -

[Months of the Year Song | Song for Kids | The Singing Walrus - Bing video](#)

[12 Months of the Year | Exercise Song for Kids | Learn the Months | Jack Hartmann - Bing video](#)

[Months of the Year Syllable Song Phonological Awareness Jack Hartmann - Bing video](#)

Weather songs

[How's the Weather Song - Bing video](#)

[SEASONS SONG for kids | Pancake Manor - Bing video](#)

[Seasons Song for Kids \(Autumn Version\) | Pancake Manor - Bing video](#)

Phonics song-

[Ants In The Apple - Bing video](#)

Our favourite dances-

[\(4\) Jump! Children's song by Patty Shukla \(DVD version\) - YouTube](#)

[Penguin Dance | Brain Breaks | Jack Hartmann - Bing video](#)

Favourite songs

Old MacDonald Had a Farm | Flickbox Nursery Rhymes | Children Songs with Lyrics - Bing video

Old MacDonald Had A Farm (2018) | More Kids Songs | Super Simple Songs - Bing video
Wheels on the Bus | CoComelon Nursery Rhymes & Kids Songs - Bing video

Twinkle Twinkle Little Star - Bing video

Do You Like Broccoli Ice Cream? | Super Simple Songs - Bing video

The Ants Go Marching | Kids Songs | Super Simple Songs - Bing video

BINGO | Super Simple Songs - Bing video

One Potato, Two Potatoes | Super Simple Songs - Bing video

Movement songs

Brain Breaks - Action Songs for Children - Move and Freeze - Kids Songs by The Learning Station - Bing video

Shake Your Sillies Out 🎵 Brain Breaks Songs for Kids 🎵 Kids Action Songs by The Learning Station - Bing video

Penguin Dance | Brain Breaks | Jack Hartmann - Bing video

Freeze Dance | Freeze Song | Freeze Dance for Kids | Music for Kids | The Kiboomers - Bing video

Math songs

The Big Numbers Song - Bing video

Shapes song for kids | The Singing Walrus - Bing video

What's Your Favorite Color? | Kids Songs | Super Simple Songs - Bing video

Five Little Ducks | Kids Songs | Super Simple Songs - Bing video

Humpty Dumpty - 3D Animation English Nursery Rhyme songs For Children with Lyrics - Bing video

Hickory Dickory Dock | Super Simple Songs - Bing video

One Little Finger | featuring Noodle & Pals | Super Simple Songs - Bing video

Miss Loaney has made a list of all our favourite dances and songs that K2H have enjoyed this year so you can enjoy them at home.

Songs:

Heads shoulders knees and toes <https://www.youtube.com/watch?v=RuqvGiZiOqg>

Ants Go Marching

<https://www.youtube.com/watch?v=Pjw2A3QU8Qg>

Five Little Ducks

<https://www.youtube.com/watch?v=pZw9veQ76fo>

Ten in the Bed

https://www.youtube.com/watch?v=TdDypyS_5zE

Freeze song

<https://www.youtube.com/watch?v=2UcZWXvgMZE>

Old Macdonald had a farm

https://www.youtube.com/watch?v=_6HzoUcx3eo

Hickory Dickory Dock

<https://www.youtube.com/watch?v=HGgsklW-mtg>

Just Dance:

I like to Move It

<https://www.youtube.com/watch?v=ziLHZekbMUo>

I am a Gummy Bear

<https://www.youtube.com/watch?v=mYLhX6aJ32o>

Five Little Monkeys

<https://www.youtube.com/watch?v=lxFOiaYJR-s>

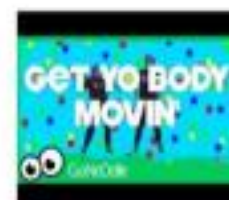
YOUTUBE

- Alphablocks- these are FANTASTIC for consolidating phonics knowledge- identifying sounds and blending them together.
 - https://www.youtube.com/channel/UC_qs3c0ehDvZkbIEbQj6Dng
- Number Blocks- by the same people as Alphablocks. Another fantastic treasure trove of videos for maths concepts.
 - <https://www.youtube.com/channel/UCPlwvN0w4qFSPIFIALB92w>
- Jack Hartmann Kids Music Channel- loads of active songs to practise and consolidate an enormous range of concepts.
 - <https://www.youtube.com/user/JackHartmann>
- Harry Kindergarten- loads of songs to practise early learning.
 - <https://www.youtube.com/user/HarryKindergarten>
- The Learning Station- lots of fun brain break songs and songs to practise early learning concepts.
 - <https://www.youtube.com/user/TheLearningStation>



GETTING KIDS ACTIVE

- www.gonoodle.com- movement and mindfulness lesson videos that are great for lesson breaks. They are designed by educators and you can sign up for free!!
- <https://www.cosmickids.com/>- interactive yoga stories.



Each day, mark the day off by crossing the number off on the chart. Any special occasions you can add to your calendar?

AUGUST 2021

SUN	MON	TUE	WED	THU	FRI	SAT
1	2	3	4	5	6	7
8	9	10	11	12	13	14
15	16	17	18	19	20	21
22	23	24	25	26	27	28
29	30	31				

burning

hot

hot

Warm

cool

cold

freezing

cold



sunny



cloudy



partially
cloudy

The
WEATHER
today



snowy



stormy



rainy



windy

What is the weather like today?

Using pictures or words, can you record the weather for each day this week?

Monday	Tuesday	Wednesday	Thursday	Friday	Saturday	Sunday

Draw a picture of something you did outside this week.



Sing along to the months of the year. Try to point at each month as you go.




















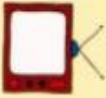









Sing along to the days of the week, try to point to each day as you go




At home Literacy ideas

1. Listen to a story on storyline online together]
2. Read a book together
3. Make a card for someone
4. Call up a family member on the phone
5. Draw a beautiful picture then make up a story to go with it
6. Take a walk outside, talk about all the things you see and hear

a		b		c		d		e		f		g		h	
i		j		k		l		m		n		o		p	
q		r		s		t		u		v		w		x	
y		z		<div>is the</div> <div>and for</div> <div>a on</div> <div>I am</div> <div>went to</div> <div>this can</div> <div>we are</div> <div>like my</div> <div>in see</div>											
<p>A4 Alphabet Card B101</p> <p>P.O. Box 21614 Henderson, Auckland 1231 New Zealand Ph/Fax (09) 64 9 828 7742 Printed in New Zealand</p> <p> Butterflies</p> <p>© Copyright 1991-98 Butterflies. All rights reserved.</p>															

Using the yellow
butterfly card
listen to the ants
in the apple song
and point to the
sounds as you go



Ants In The Apple - Bing video

Extension

Using the blends
card can you say
the blend i.e. bl as in blue, br as in bread





Alphabet Adventures

Complete the maze by following the pictures that begin with the 'a' sound.




Alphabet Adventures

Complete the maze by following the pictures that begin with the 's' sound.




Extension activity on
next page

Trace the digraph 'sh' and circle the pictures that start with 'sh'.



Top
Teacher
RESOURCES

Trace the digraph 'ch' and circle the pictures that start with 'ch'.

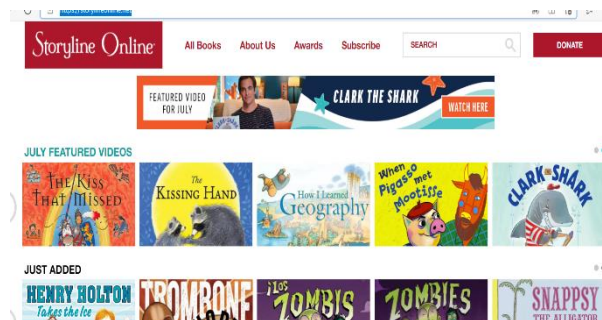


Top
Teacher
RESOURCES


Interactive stories

The following websites have stories to listen to and activities to try

[Storyline Online - Home](#)



[THE LITERACY SHED - Home](#)



Sight word practice

Read the words below, have a try at pointing to them as you read.

Try to either trace the words or write them on your own.

I am

went to

this can

we are

like my

in see

is the

and for

a on

Extension:

Have a go at reading some of the red sight words.

Using your pointing finger, point to the words and have a go at saying them.

Can you copy over these words? Can you write them out?

I

to

am

mum

the

dad

a

and

of

can

look

it

here

in

you

that

big

see

little

said

he

on

for

my

are

with

we

looked

at

Writing practice

Practice writing
your first name.

Extension:

Can you write your
full name?

Write a sentence
about something you
like.

At home Literacy ideas:

7. Listen to a story on storyline online together]

8. Read a book together

9. Make a card for someone

10. Call up a family member on the phone

11. Draw a beautiful picture then make up a story to go with it

12. Take a walk outside, talk about all the things you see and hear


Old Mac Donald activities

Below you will find a story book to read together.

Read along and have your child point to the words with you.


Ask them to point to the animal they just read about.

You can even colour in the pages.



Old MacDonald had a farm.

a - e - i - o - u.




On that farm he had a cat.

a - a - a - a - a.




On that farm he had a hen.

e - e - e - e - e.




On that farm he had a pig.

i - i - i - i - i.



On that farm he had a dog.

o - o - o - o - o.



On that farm he had a duck.

u - u - u - u - u.

Old MacDonald's Vowel Farm

Old MacDonald had a farm.
a - e - i - o - u.



On that farm he had a cat.
a - a - a - a - a.



On that farm he had a hen.
e - e - e - e - e.



On that farm he had a pig.
i - i - i - i - i.



On that farm he had a dog.
o - o - o - o - o.



On that farm he had a duck.
u - u - u - u - u.





fire engine



cement mixer



semi truck



recycling

At home math ideas

1. Choose a shape, see how many shapes around your house that match this shape.
2. Stand on one foot, see how long you can stand like this for.
- 3.
4. Help with a chore at home, can you help fold some washing, sort out a draw.
5. Roll a ball, count how many steps it takes to reach the ball.
6. Can you help sort out a cupboard. You might help match some Tupperware containers with their lids?
7. Find twenty items from around the house, can you sort these items by size, colour, material etc
8. Can you cook a favourite recipe with a family member.
9. Can you draw a map of your bedroom
10. Play a game of Simon says

Use these pictures to
complete the pattern
on the next page.




Complete the Pattern

© From ABCs to ACTs, 2015
fromabctoacts.com








Colors



Number Formation and Representation 1 to 10 Activity




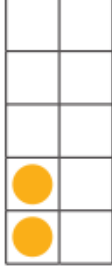

Practise forming the numerals from 1 to 10. Then, find the picture which represents the number and match it to the numeral.

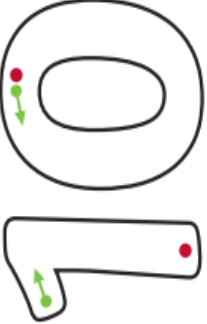




				



visit [twinkl.com.au](https://www.twinkl.com.au)








				
---	---	---	---	---



visit [twinkl.com.au](https://www.twinkl.com.au)



Name _____

I AM SUPER AT READING NUMBERS!

Read each numeral representation. Color by the code.

Representations of...

1 = White

2 = Green

3 = Red

4 or S = Yellow

5 or 6 = Light Blue

7 or 8 = Dark Blue

9 = Orange

10 = Brown

OTHER = Skin Color



Name _____

ADDITION FACTS



Add to solve. Color by the code:

17 or 18 = YELLOW

16 = BROWN

15 = BLACK


14 = PURPLE

13 = PINK

12 = ORANGE

11 = BLUE

10 or 9 = PEACH or TAN



Name

COUNT and ADD

$$\text{Hand showing 3} + \text{Hand showing 1} = \square + \square = \square$$

$$\text{Hand showing 2} + \text{Hand showing 2} = \square + \square = \square$$

$$\text{Hand showing 1} + \text{Hand showing 3} = \square + \square = \square$$

$$\text{Hand showing 3} + \text{Hand showing 2} = \square + \square = \square$$

$$\text{Hand showing 1} + \text{Hand showing 1} = \square + \square = \square$$

$$\text{Hand showing 2} + \text{Hand showing 3} = \square + \square = \square$$

$$\text{Hand showing 2} + \text{Hand showing 1} = \square + \square = \square$$

Name _____

I CAN ADD

Write the matching numbers in the box. Then add.



+



=



+



=



+



=



+



=



+



=



+



=



+



=

Name _____



Draw circles to show each number, then add.

$$2 + 2 = \underline{\quad}$$

--	--

$$5 + 0 = \underline{\quad}$$

--	--

$$1 + 2 = \underline{\quad}$$

--	--

$$3 + 2 = \underline{\quad}$$

--	--

$$0 + 4 = \underline{\quad}$$

--	--

$$1 + 3 = \underline{\quad}$$

--	--

Name _____



COLOR by the SUM


Color Code:

GREEN = 4

BROWN = 3

ORANGE = 5

BLUE = 2



3 + 1

Name _____

Cut and paste the missing number.



$2 + 1 =$

$1 + 3 =$

$1 + 0 =$

$4 + 1 =$

$3 + 2 =$

$1 + 1 =$



4

3

5

2

5

1

Name _____



I CAN SOLVE WORD PROBLEMS

I see 3 blue fish and 2 orange fish.
How many fish are there in all?

A large, empty rounded rectangle with a black border, intended for the student to write their answer to the first word problem.

I have 4 red hats and 1 green hat.
How many hats do I have in all?

A large, empty rounded rectangle with a black border, intended for the student to write their answer to the second word problem.

Collect a variety of different items from home, sort them into different groups-

-Shapes

-Colours



-Size



Once you have finished, upload a picture to seesaw



How Many Are There?

Circle the number that shows how many trucks are in each box.


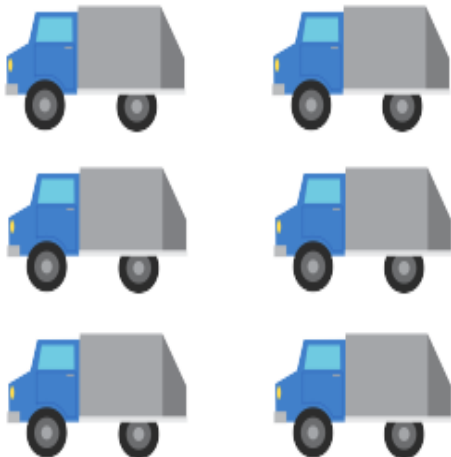
					
5	3	7	5	9	4



					
8	3	4	5	9	7

Name _____ Date _____

How Many Are There?

Circle the number that shows how many objects are in each box.

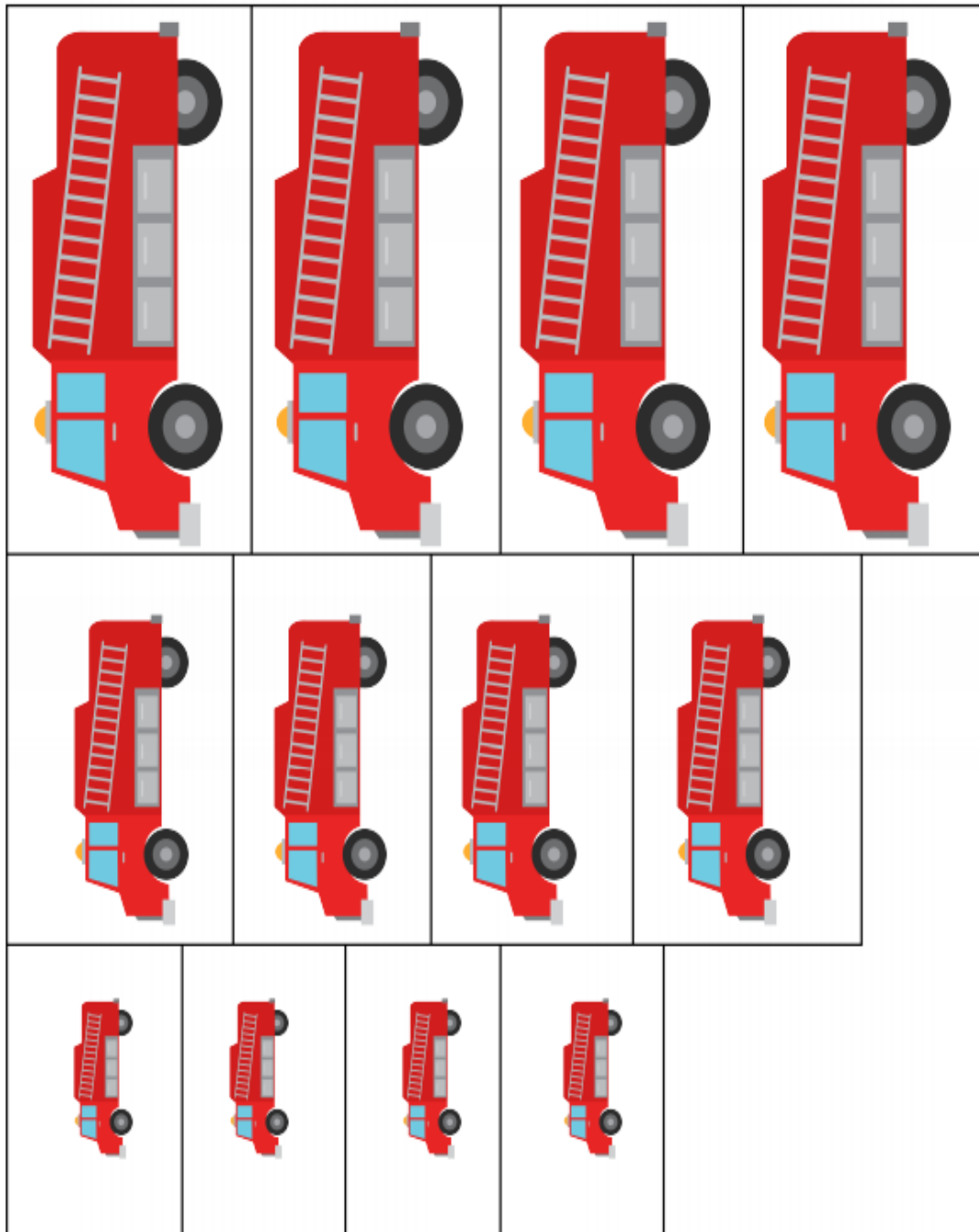
					
1	8	2	7	6	3

					
7	5	6	10	8	1

Name _____ Date _____

Size Sort

Cut the cards apart and use the chart on the next page to sort them by size.



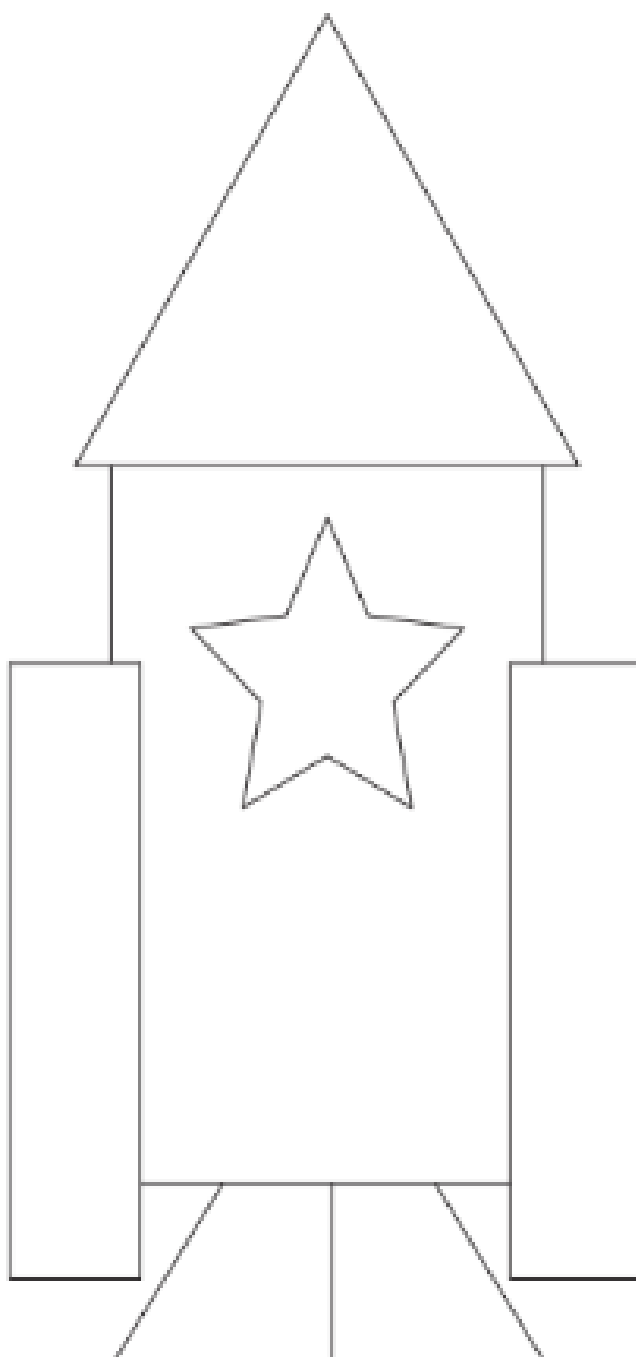
Size Sort Chart

Sort the cards into each box by their size.

Small	
Medium	
Large	

2D Space Firework Rocket

Which shapes can you see?











































Can You Continue The Pattern?



Name: _____

Directions: Predict whether each object will float or sink. Observe and record the results.



Object	Prediction		Result	
	 Yes	 No	 Yes	 No
	 Yes	 No	 Yes	 No
	 Yes	 No	 Yes	 No
	 Yes	 No	 Yes	 No
	 Yes	 No	 Yes	 No
	 Yes	 No	 Yes	 No
	 Yes	 No	 Yes	 No
	 Yes	 No	 Yes	 No

