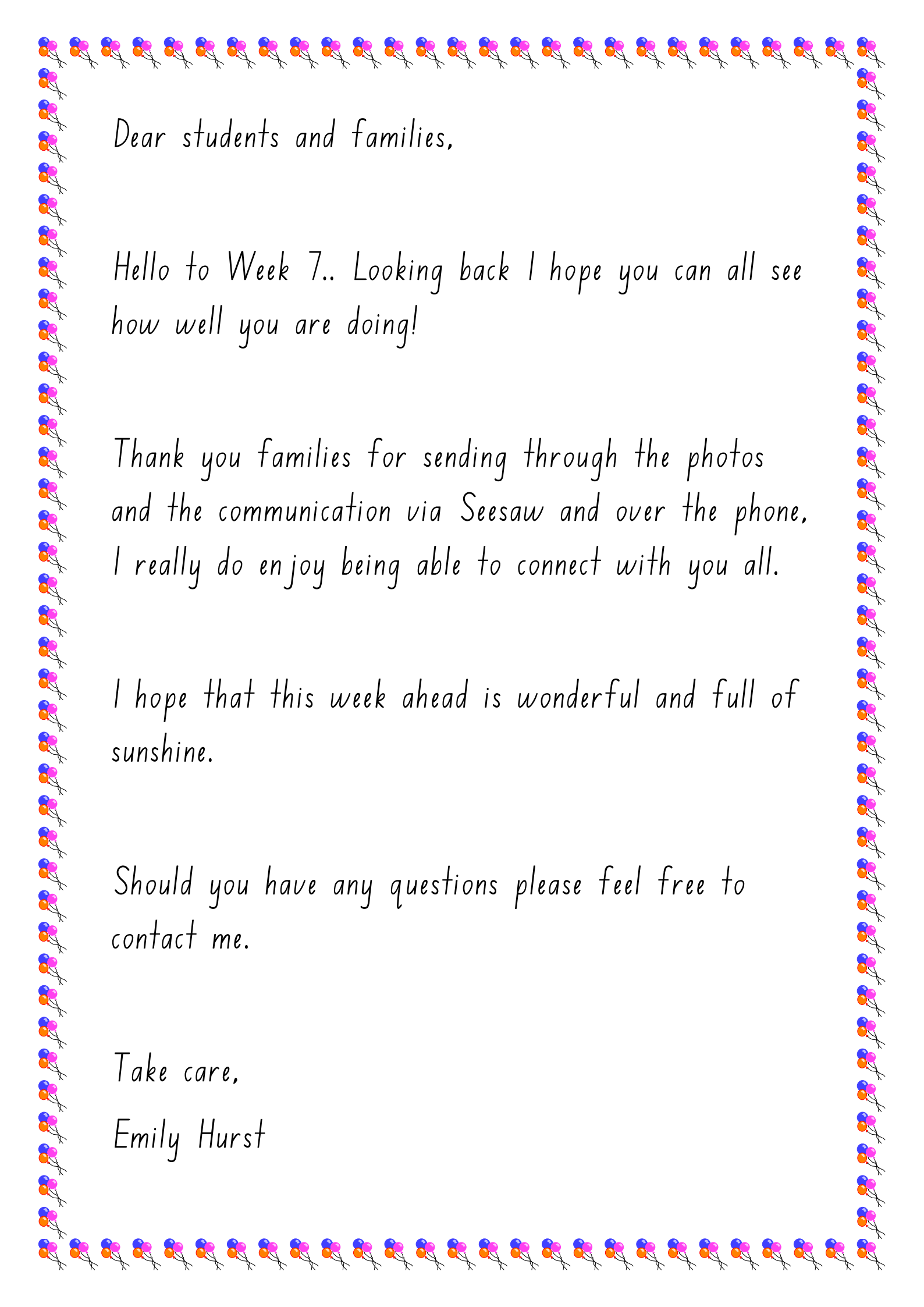


Week 7 Home Learning Package





Dear students and families,

Hello to Week 7.. Looking back I hope you can all see how well you are doing!

Thank you families for sending through the photos and the communication via Seesaw and over the phone, I really do enjoy being able to connect with you all.

I hope that this week ahead is wonderful and full of sunshine.

Should you have any questions please feel free to contact me.

Take care,

Emily Hurst

Favorite classroom songs

Here is a list and links to our some of our daily songs and learning activities, feel free to try these at home.

Good morning songs-

[Have a Good Morning, Have a Good Day | Morning Song for Kids | Jack Hartmann - Bing video](#)

[Good Morning Song for Kids \(with lyrics\) | The Singing Walrus - Bing video](#)

[Hello Song for Kids | Greeting Song for Kids | The Singing Walrus - Bing video](#)

[Good Morning Song for Kids - Bing video](#)

Days of the week -

[Days of the Week Song | The Singing Walrus - Bing video](#)

[Days Of The Week Addams Family \(Parody\) | Fun songs for Big Kids, Preschoolers and Toddlers - Bing video](#)

[Days of the Week Syllables Song | Jack Hartmann | Syllable Song - Bing video](#)

Months of the year -

[Months of the Year Song | Song for Kids | The Singing Walrus - Bing video](#)

[12 Months of the Year | Exercise Song for Kids | Learn the Months | Jack Hartmann - Bing video](#)

[Months of the Year Syllable Song Phonological Awareness Jack Hartmann - Bing video](#)

Weather songs

[How's the Weather Song - Bing video](#)

[SEASONS SONG for kids | Pancake Manor - Bing video](#)

[Seasons Song for Kids \(Autumn Version\) | Pancake Manor - Bing video](#)

Phonics song-

[Ants In The Apple - Bing video](#)

Our favourite dances-

[\(4\) Jump! Children's song by Patty Shukla \(DVD version\) - YouTube](#)

[Penguin Dance | Brain Breaks | Jack Hartmann - Bing video](#)

Favourite songs

[Old MacDonald Had a Farm | Flickbox Nursery Rhymes | Children Songs with Lyrics - Bing video](#)

[Old MacDonald Had A Farm \(2018\) | More Kids Songs | Super Simple Songs - Bing video](#)
[Wheels on the Bus | CoComelon Nursery Rhymes & Kids Songs - Bing video](#)

[Twinkle Twinkle Little Star - Bing video](#)

[Do You Like Broccoli Ice Cream? | Super Simple Songs - Bing video](#)

[The Ants Go Marching | Kids Songs | Super Simple Songs - Bing video](#)

[BINGO | Super Simple Songs - Bing video](#)

[One Potato, Two Potatoes | Super Simple Songs - Bing video](#)

Movement songs

[Brain Breaks - Action Songs for Children - Move and Freeze - Kids Songs by The Learning Station - Bing video](#)

[Shake Your Sillies Out 🎵 Brain Breaks Songs for Kids 🎵 Kids Action Songs by The Learning Station - Bing video](#)

[Penguin Dance | Brain Breaks | Jack Hartmann - Bing video](#)

[Freeze Dance | Freeze Song | Freeze Dance for Kids | Music for Kids | The Kiboomers - Bing video](#)

Math songs

[The Big Numbers Song - Bing video](#)

[Shapes song for kids | The Singing Walrus - Bing video](#)

[What's Your Favorite Color? | Kids Songs | Super Simple Songs - Bing video](#)

[Five Little Ducks | Kids Songs | Super Simple Songs - Bing video](#)

[Humpty Dumpty - 3D Animation English Nursery Rhyme songs For Children with Lyrics - Bing video](#)

[Hickory Dickory Dock | Super Simple Songs - Bing video](#)

[One Little Finger | featuring Noodle & Pals | Super Simple Songs - Bing video](#)

Miss Loaney has made a list of all our favourite dances and songs that K2H have enjoyed this year so you can enjoy them at home.

Songs:

Heads shoulders knees and toes <https://www.youtube.com/watch?v=RuqvGiZiOqg>

Ants Go Marching

<https://www.youtube.com/watch?v=Pjw2A3QU8Qg>

Five Little Ducks

<https://www.youtube.com/watch?v=pZw9veQ76fo>

Ten in the Bed

https://www.youtube.com/watch?v=TdDypyS_5zE

Freeze song

<https://www.youtube.com/watch?v=2UcZWXvgMZE>

Old Macdonald had a farm

https://www.youtube.com/watch?v=_6HzoUcx3eo

Hickory Dickory Dock

<https://www.youtube.com/watch?v=HGgsklW-mtg>

Just Dance:

I like to Move It

<https://www.youtube.com/watch?v=ziLHZekbMUo>

I am a Gummy Bear

<https://www.youtube.com/watch?v=mYLhX6aJ32o>

Five Little Monkeys

<https://www.youtube.com/watch?v=lxFOiaYJR-s>

Each day, mark the day off by crossing the number off on the chart. Any special occasions you can add to your calendar?

AUGUST 2021

| SUN | MON | TUE | WED | THU | FRI | SAT |
|-----|-----|-----|-----|-----|-----|-----|
| 1 | 2 | 3 | 4 | 5 | 6 | 7 |
| 8 | 9 | 10 | 11 | 12 | 13 | 14 |
| 15 | 16 | 17 | 18 | 19 | 20 | 21 |
| 22 | 23 | 24 | 25 | 26 | 27 | 28 |
| 29 | 30 | 31 | | | | |

burning

hot

hot

warm

cool

cold

freezing
cold



sunny



cloudy



partially
cloudy

The
WEATHER
today



snowy



stormy



rainy




windy

What is the weather like today?

Using pictures or words, can you record the weather for each day this week?

| Monday | Tuesday | Wednesday | Thursday | Friday | Saturday | Sunday |
|--------|---------|-----------|----------|--------|----------|--------|
| | | | | | | |

Draw a picture of the weather outside today



Sing along to the months of the year. Try to point at each month as you go.



Sing along to the days of the week, try to point to each day as you go



Sunday

Monday



Tuesday

Wednesday





























Thursday

Friday



Saturday

| | | | | | | | | | | | | | | | | | | | | | | | | | | |
|---|---|---|---|---|---|--|---|---|---|---|---|---|---|---|---|--|--|--|--|--|--|--|--|--|--|--|
|  | a |  | b |  | c |  | d |  | e |  | f |  | g |  | h | | | | | | | | | | | |
|  | i |  | j |  | k |  | l |  | m |  | n |  | o |  | p | | | | | | | | | | | |
|  | q |  | r |  | s |  | t |  | u |  | v |  | w |  | x | | | | | | | | | | | |
|  | y |  | z | <div>is the</div> <div>and for</div> <div>a on</div> | | | | <div>I am</div> <div>went to</div> <div>this can</div> | | | | <div>we are</div> <div>like my</div> <div>in see</div> | | | | | | | | | | | | | | |
| | | | | | | | | | | | | | | | | | | | | | | | | | | |
| | | | | | | | | | | | | | | | | | | | | | | | | | | |

P.O. Box 21614
Henderson,
Auckland 1231
New Zealand
Ph/Fax (09) 64 9 828 7742
Ph/Fax (021) 09 828 7742
Printed in New Zealand

Butterflies


© Copyright 1991-98 Butterflies. All rights reserved.

A4 Alphabet Card B101
P.O. Box 21814
Henderson,
Auckland 1231
New Zealand
Pu/Fax (INT) 64 9 828 7742
Pu/Fax (NZ) 09 828 7742
Printed in New Zealand

© Copyright 1991-98 Butterflies. All rights reserved.




Using the yellow
butterfly card
listen to the ants
in the apple song
and point to the
sounds as you go



[Ants In The Apple - Bing video](#)

Extension

Using the blends
card can you say
the blend i.e. tr as in tree, tw as in
twenty



| | | | | | |
|---|---|--|---|---|---|
|  bl |  br |  ch |  cl |  cr |  dr |
|  fl |  fr |  gl |  gr |  kn |  ph |
|  pl |  pr |  qu |  sc |  sh |  sk |
|  sl |  sm |  sn |  sp |  st |  su |
|  th |  tr |  tw |  wh | | |



All Best First - Kindergarten Books
 2nd New York
 Houghton Mifflin
 Boston, MA 02115
 © 1999 Houghton Mifflin
 All rights reserved.

Alphabet Adventures

Complete the maze by following the pictures that begin with the 'c' sound.

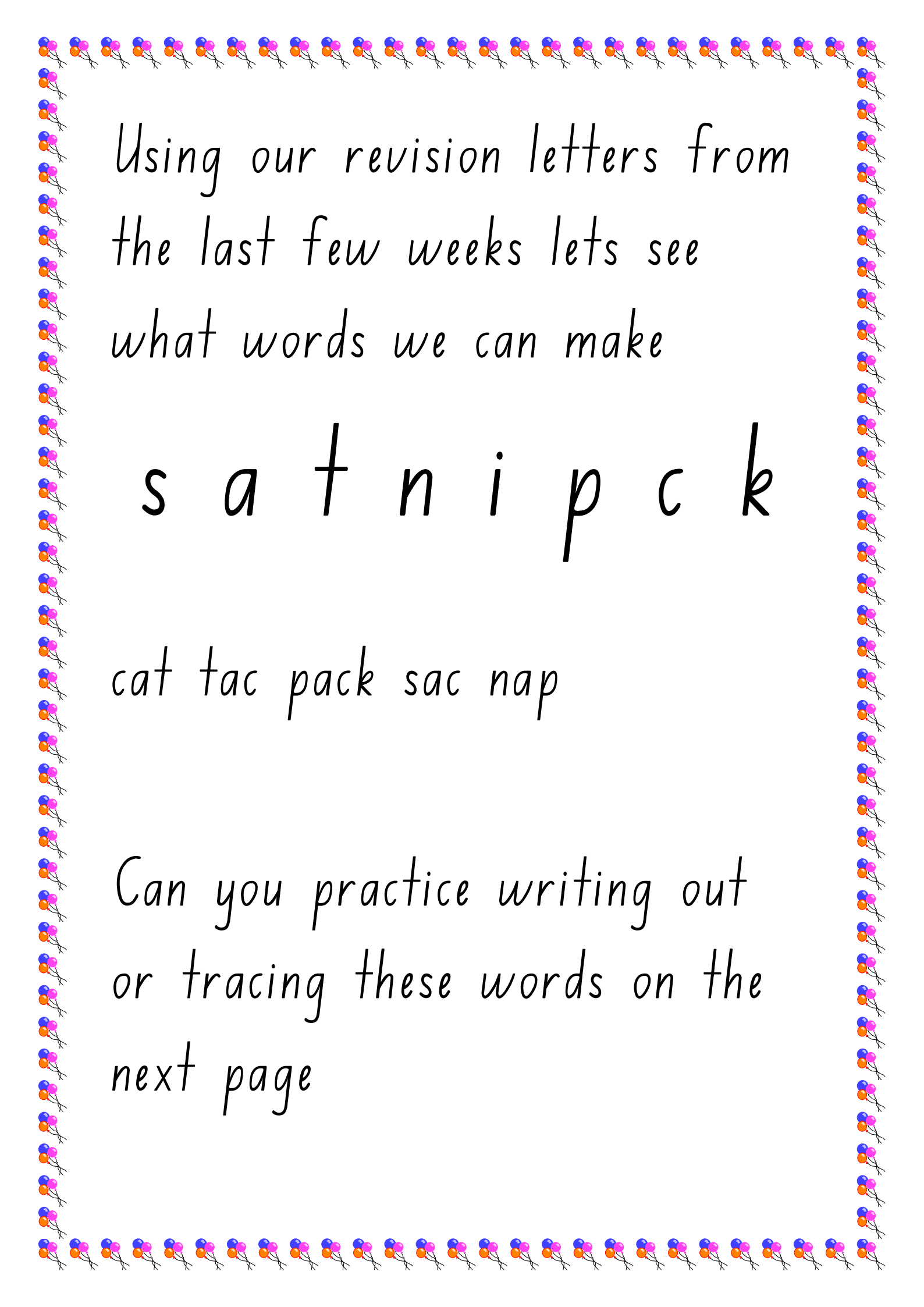


Alphabet Adventures

Complete the maze by following the pictures that begin with the 'k' sound.

Kk





Using our revision letters from
the last few weeks lets see
what words we can make

s a t n i p c k

cat tac pack sac nap

Can you practice writing out
or tracing these words on the
next page

A decorative border of colorful balloons (blue, pink, orange) with black strings, arranged in a rectangular frame around the text.

cat


mat

sat

tac

nap

tap



Lets add some sounds to at to
make some words

c b s m f

_____a t

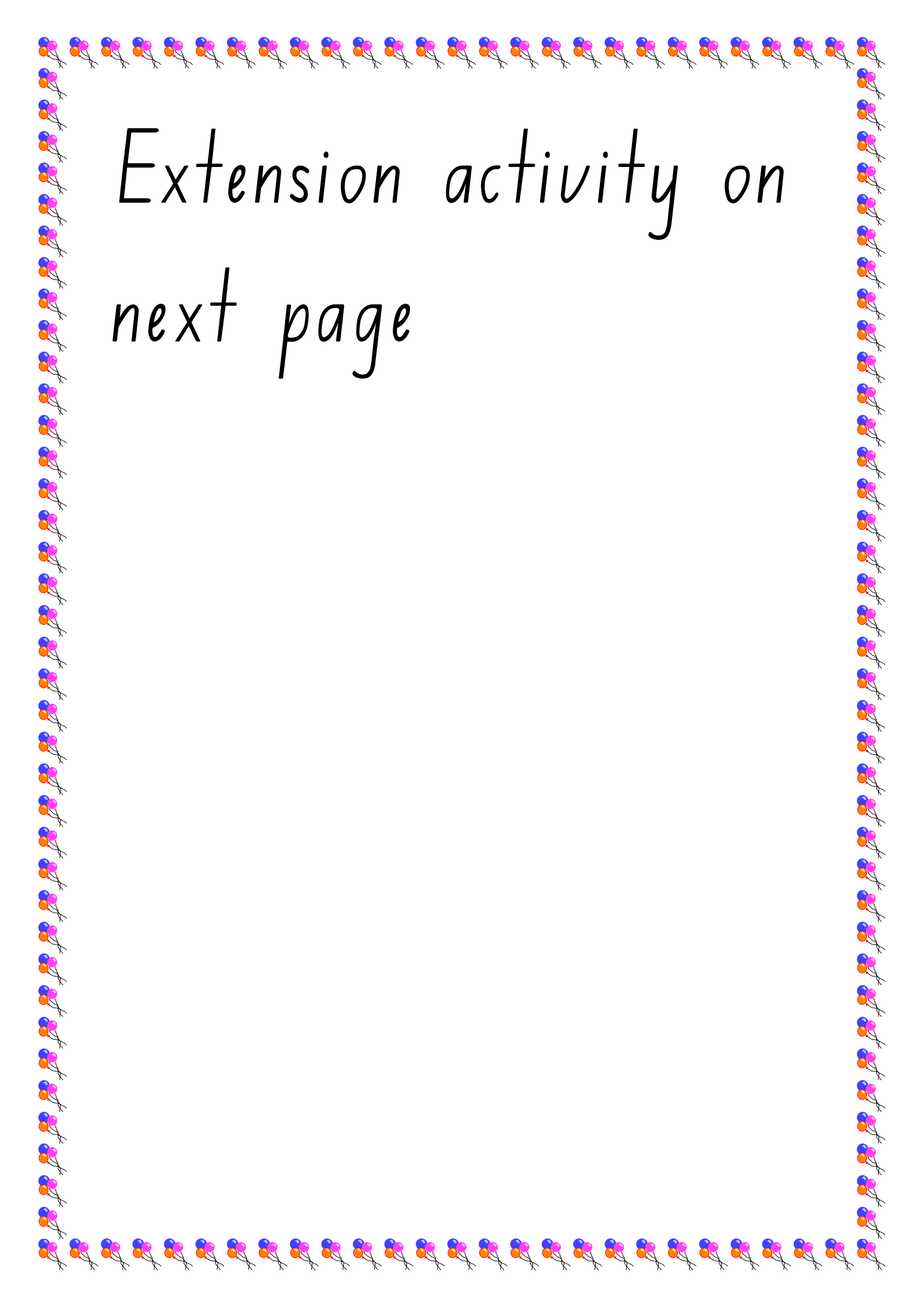
_____a t

_____a t

_____a t

Can you draw a
picture of a cat,
who sat on a mat



A decorative border of colorful balloons (blue, pink, orange) with black strings, arranged in a rectangular frame around the text.

*Extension activity on
next page*

Trace the blend 'br' and circle the pictures that start with 'br'.

br



br



br



br

Top
Teacher

Trace the blend 'bl' and circle the pictures that start with 'bl'.

bl



bl



bl



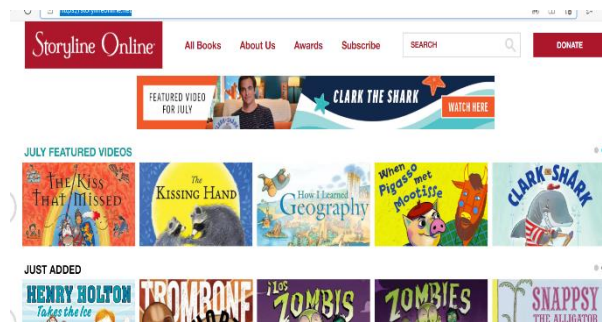
bl

Top
Teacher


Interactive stories

The following websites have stories to listen to and activities to try

[Storyline Online - Home](#)



[THE LITERACY SHED - Home](#)



Rhyme time

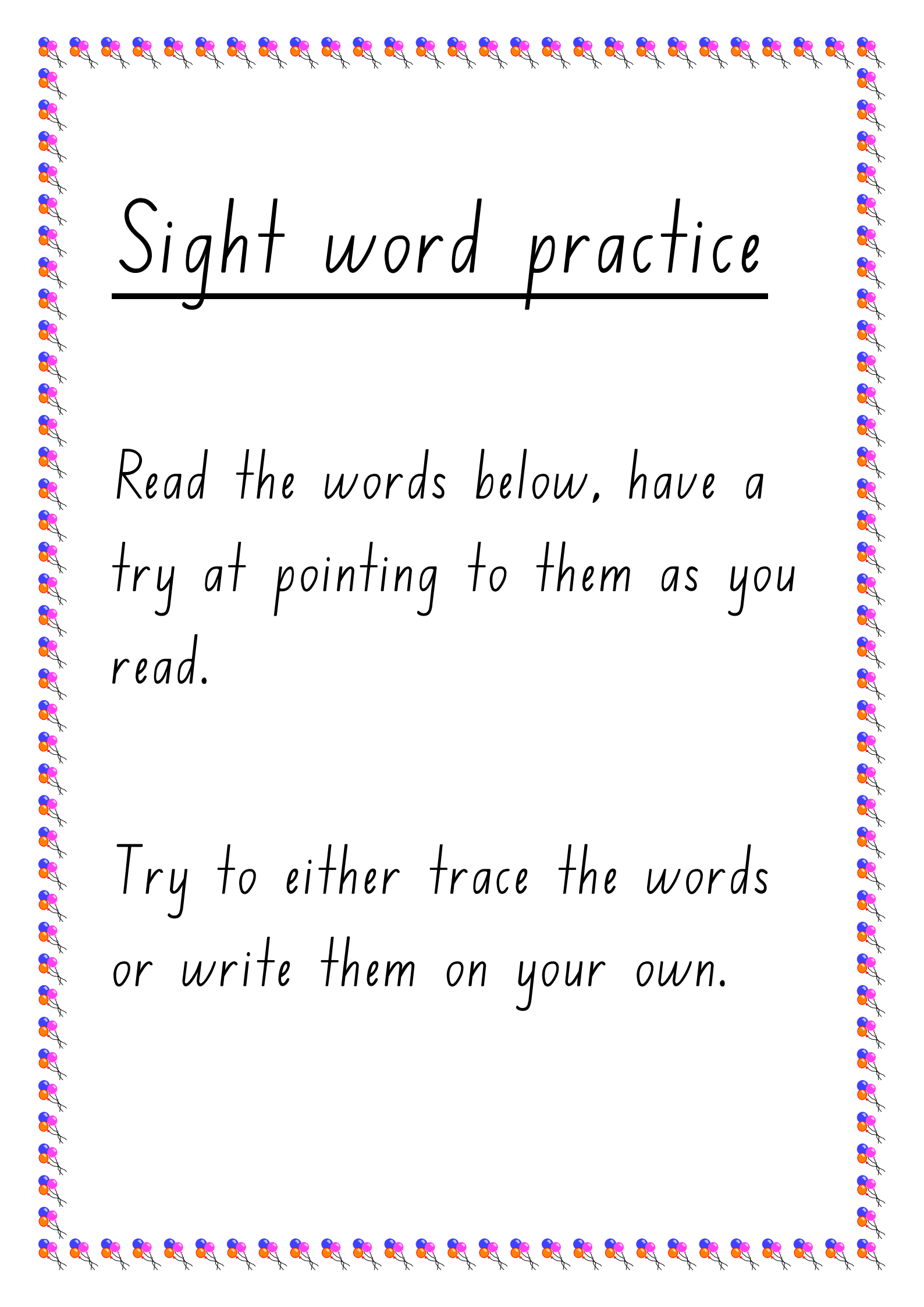


IDENTIFYING RHYME

tapteacher®

Cross the word out in each line, that DOES NOT rhyme.





Sight word practice

Read the words below, have a try at pointing to them as you read.

Try to either trace the words or write them on your own.



I am

went to

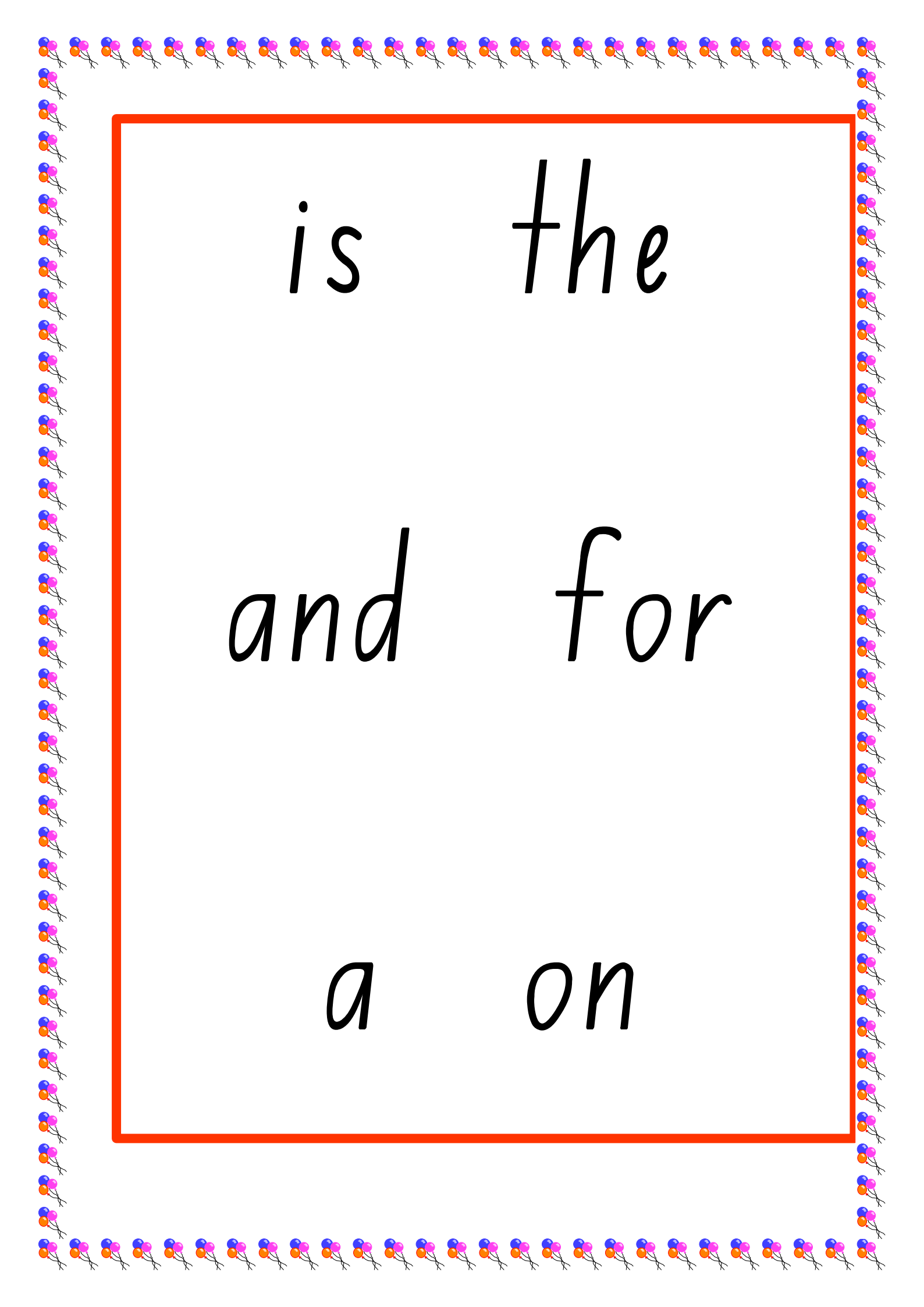
this can



we are

like my

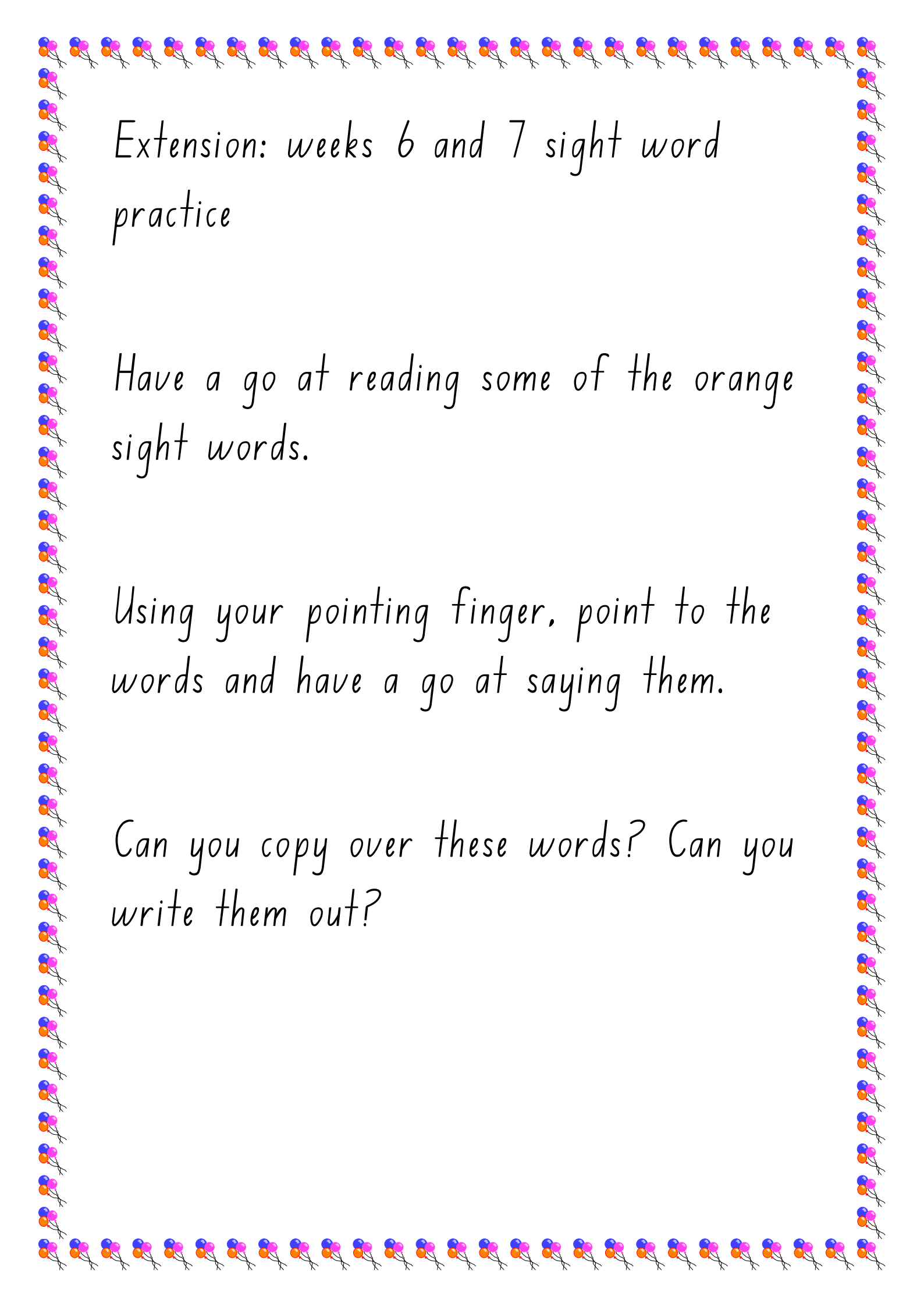
in see

A decorative border of colorful balloons (blue, pink, orange) with black strings is arranged in a rectangular frame around the central text.

is the

and for

a on



Extension: weeks 6 and 7 sight word practice

Have a go at reading some of the orange sight words.

Using your pointing finger, point to the words and have a go at saying them.

Can you copy over these words? Can you write them out?

as

his

go

she

was

they

me

be

this

like

come

up

have

baby

from

her



| | |
|--------|------|
| is | one |
| jump | us |
| mother | back |
| or | had |
| by | not |
| words | |
| has | |
| but | |

is

one

jump

us

mother

back

or

had

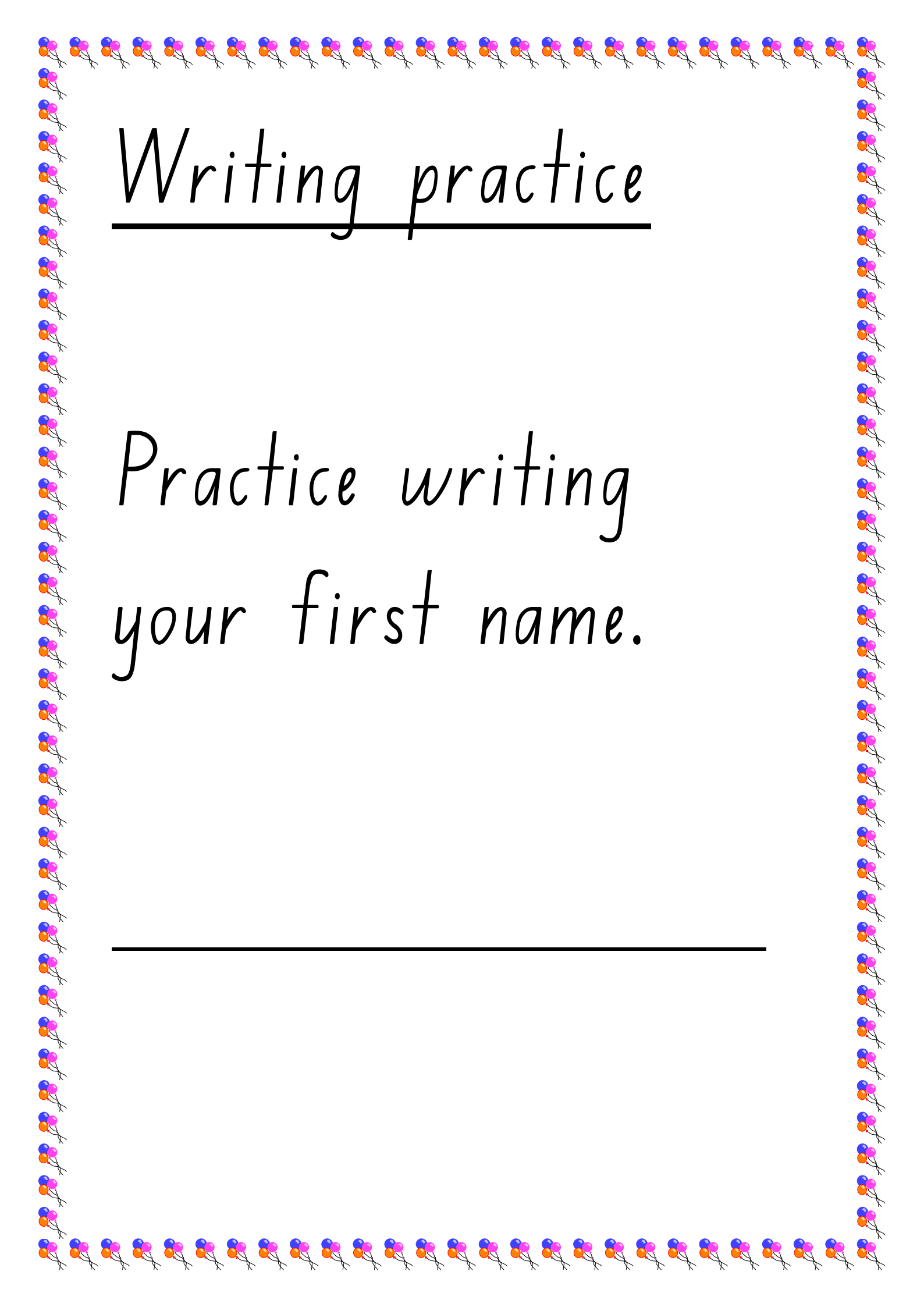
by

not

words

has

but



Writing practice


Practice writing
your first name.




Extension:

Can you write your
full name or your
address?

Draw a picture of
yourself





Write a sentence
about your favourite
animal.




I see Animals

By: _____

Sight Word Focus: see

© A Spoonful of Learning




I see monkeys.

© A Spoonful of Learning




© A Spoonful of Learning

I see lions.



© A Spoonful of Learning

I see elephants.




© A Spoonful of Learning

I see frogs.



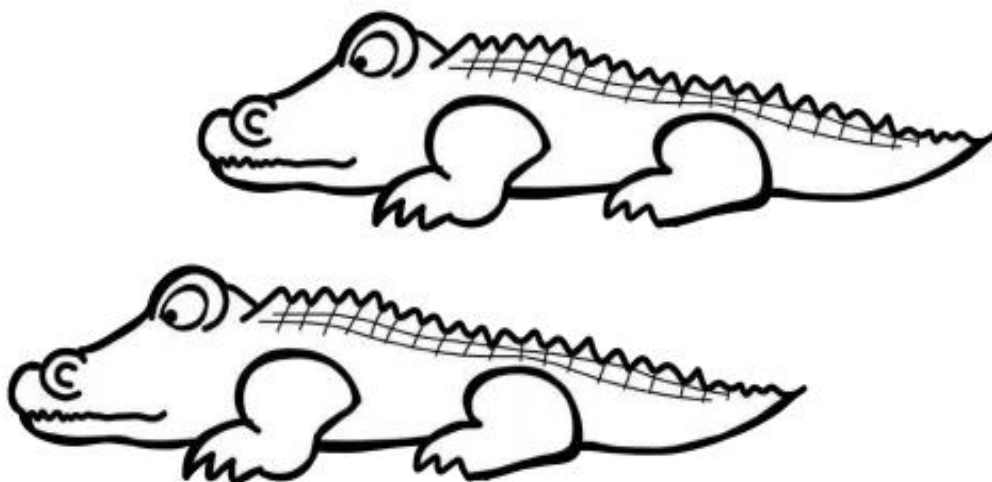
© A Spoonful of Learning

I see zebras.



© A Spoonful of Learning

I see hippos.



© A Spoonful of Learning

I see alligators.

Name: _____

see

Trace and Write 

see

Circle the sight word 'see' in the sentences. Now it is time to read each sentence!


I see monkeys.



I see lions.



I see elephants.




I see frogs.



I see zebras.



I see hippos.



I see alligators.



Color a star each time you read all of the sentences.



Nature Scavenger Hunt

☐

Flower

☐

Butterfly

☐

Bird

☐

Leaf

☐

Bee

☐

Web

☐

Branch

☐

Grass

☐

Sun

☐

Rock

☐

Water

☐

Feather



Name: _____



Alphabet

Scavenger Hunt



| | | | | | |
|---------------|---------------|--|---------------|---------------|---------------|
| A as in... | B as in... | C as in... | D as in... | E as in... | F as in... |
| G as in... | H as in... | I as in... | J as in... | K as in... | L as in... |
| M as in... | N as in... | O as in... | P as in... | Q as in... | R as in... |
| S as in... | T as in... | U as in... | V as in... | W as in... | X as in... |
| Y as in... | Z as in... |  Color a letter each time you find something in your house that starts with that letter. How many letters can you color? | | | |

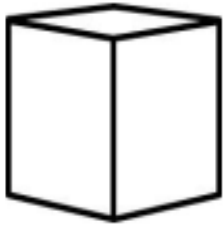

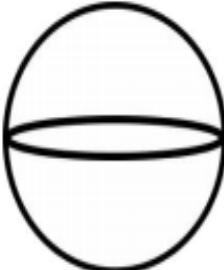

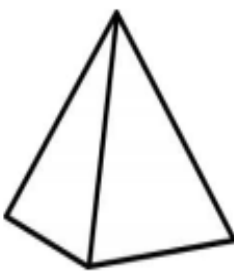



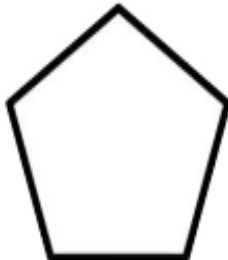





Name: _____



2D & 3D Shapes









Scavenger Hunt



| | | | |
|---|---|--|---|
|  |  |  |  |
|  |  |  |  |
|  |  |  |  |
|  |  <p>Let's go on a shape hunt! Look for shapes around your house. Color a shape each time you find something that has that shape in your house. How many shapes can you find?</p> | | |

Color Walk

Take a walk outside and observe all the things around you. Look for things on your walk to represent each color. Illustrate each item you find in the corresponding box.

| | |
|---|--|
|  |  |
|  |  |
|  |  |
|  |  |

SCAVENGER HUNT



OUTDOOR SCAVENGER HUN

Check off each item when you find it!

☐

☐

☐

☐

☐

☐

☐

☐

☐

☐

☐

☐

☐

☐

☐

☐

☐

☐


Can you write the numbers 1-30?

| | | | |
|--|--|--|--|
| | | | |
| | | | |
| | | | |
| | | | |
| | | | |
| | | | |

Can you draw 25 balls?

Extension

Can you fill in the hundreds chart with the missing numbers (a complete chart is on the next page)

| | | | | | | | | | |
|----|----|----|----|----|----|----|----|----|----|
| | | 3 | 4 | | | | | | 10 |
| | | | | | 16 | | | | |
| 21 | | | | | | | 28 | | |
| | | | | 35 | | | | | |
| | 42 | | | | | 47 | | | |
| | | | 54 | | | | | 59 | |
| 61 | | | | | | | | | |
| | | 73 | | | 76 | | | | |
| | | | | 85 | | | | | 90 |
| | 92 | | | | | | | | |

Use the number chart to
practice your counting

Name _____

COUNTING

My Super
Chart to 120

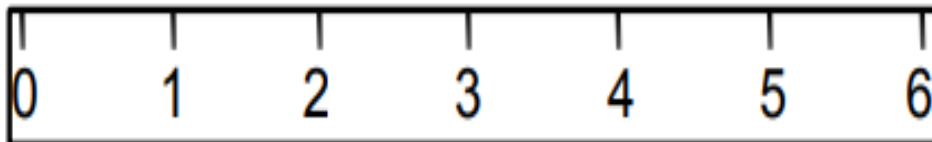
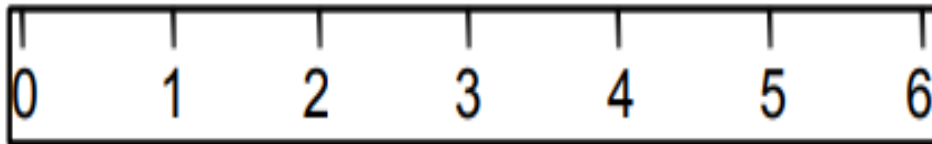
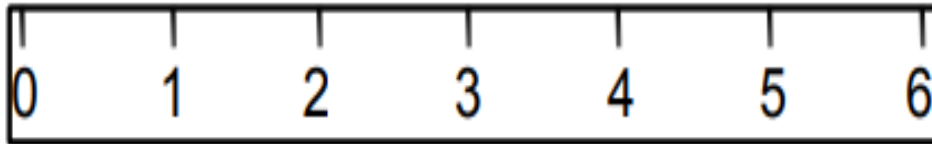
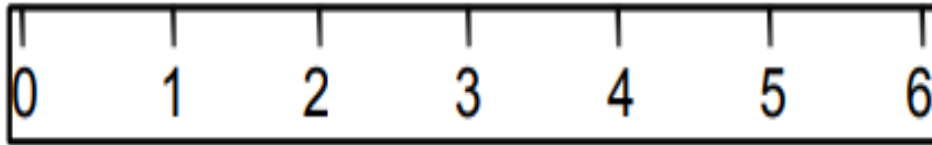
Use this chart to help with
addition and subtraction

Hundreds Chart

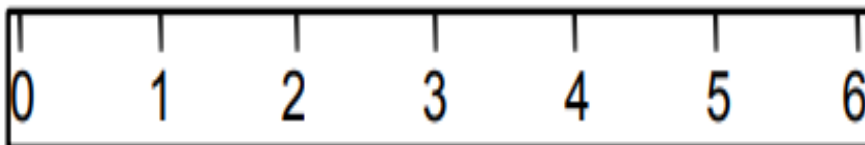

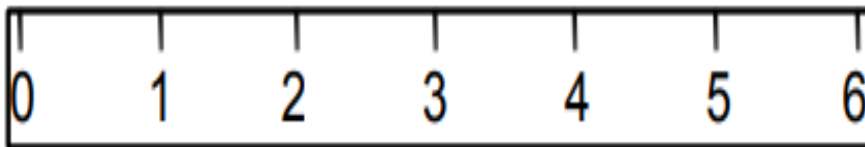
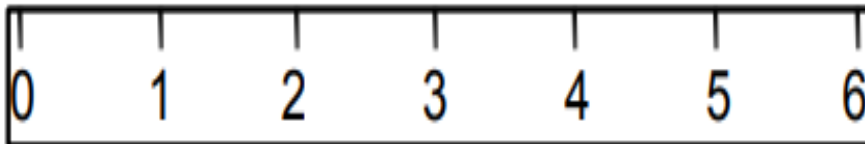
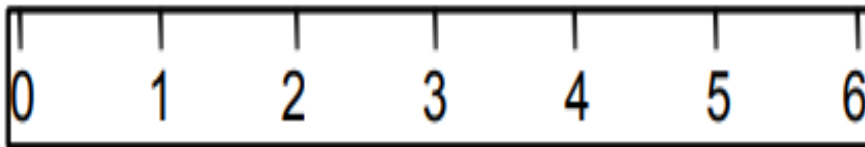

| | | | | | | | | | |
|-----|-----|-----|-----|-----|-----|-----|-----|-----|-----|
| 1 | 2 | 3 | 4 | 5 | 6 | 7 | 8 | 9 | 10 |
| 11 | 12 | 13 | 14 | 15 | 16 | 17 | 18 | 19 | 20 |
| 21 | 22 | 23 | 24 | 25 | 26 | 27 | 28 | 29 | 30 |
| 31 | 32 | 33 | 34 | 35 | 36 | 37 | 38 | 39 | 40 |
| 41 | 42 | 43 | 44 | 45 | 46 | 47 | 48 | 49 | 50 |
| 51 | 52 | 53 | 54 | 55 | 56 | 57 | 58 | 59 | 60 |
| 61 | 62 | 63 | 64 | 65 | 66 | 67 | 68 | 69 | 70 |
| 71 | 72 | 73 | 74 | 75 | 76 | 77 | 78 | 79 | 80 |
| 81 | 82 | 83 | 84 | 85 | 86 | 87 | 88 | 89 | 90 |
| 91 | 92 | 93 | 94 | 95 | 96 | 97 | 98 | 99 | 100 |
| 101 | 102 | 103 | 104 | 105 | 106 | 107 | 108 | 109 | 110 |
| 111 | 112 | 113 | 114 | 115 | 116 | 117 | 118 | 119 | 120 |

©Kim Shannon

























Measure the length of each pencil and write it in the box.




























Measure the length of each block and write it in the box.



Complete the patterns:

| | |
|--|--|
|      | |
|      | |
|      | |
|      | |
|     | |

Complete the patterns:

| | |
|---|--|
|      | |
|      | |
|      | |
|      | |
|      | |

Draw a line between each fish's position and the ordinal number.



third



first



fifth



second

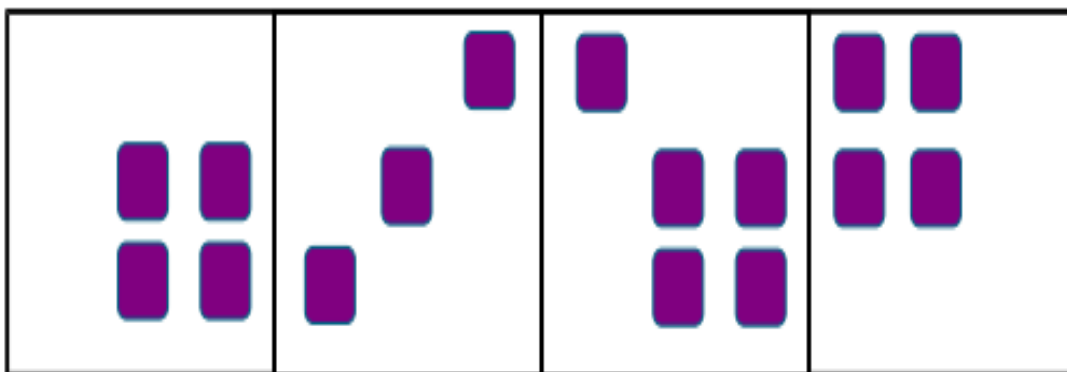
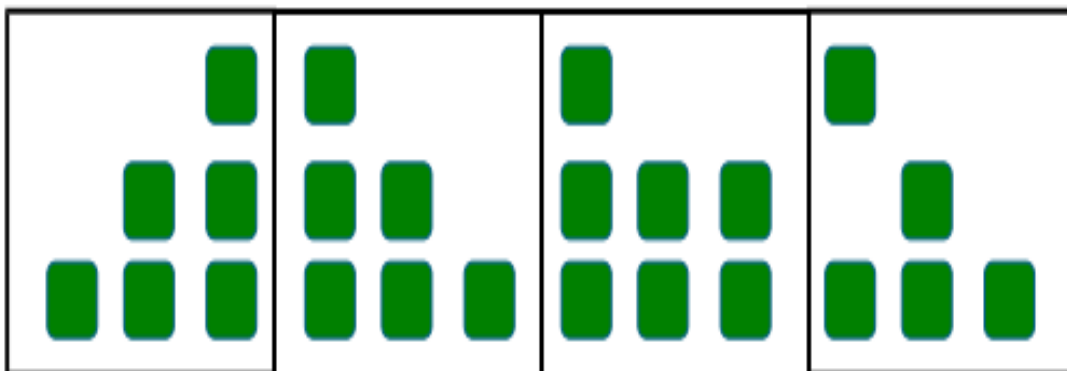
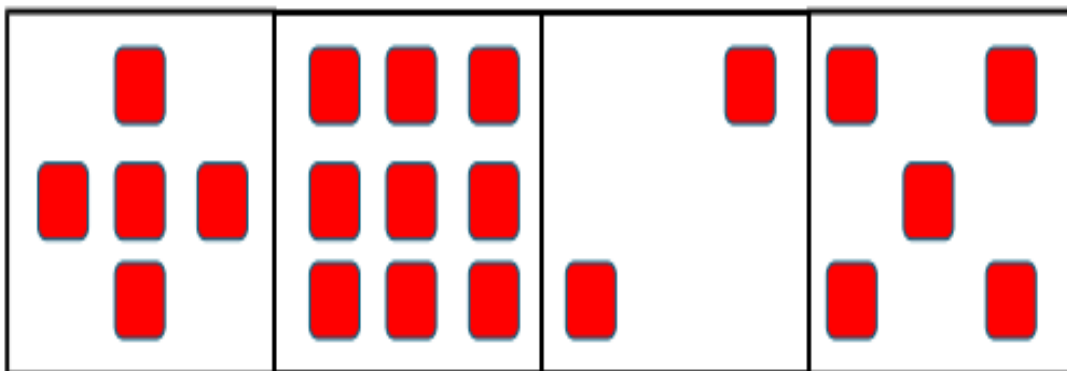
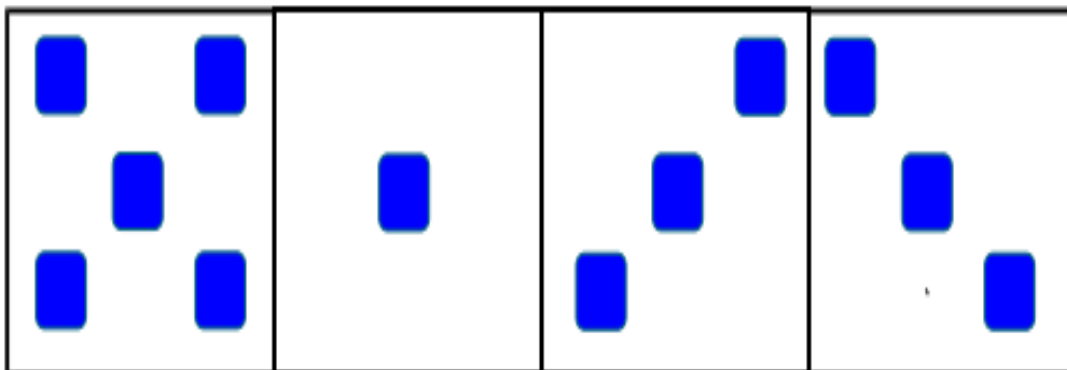


sixth



fourth

Circle the group with the most objects.
 Cross out the group with the least objects.



Colour the picture using the number key.

1 – Yellow

2 – Red

3 – Blue

4 – Grey

5 - Brown


6 – Black

7 – Orange



8 – Green



9 – Purple



10 – White





Add the objects and write the sum.



1.  +  =



2.  +  =

3.  +  =



4.  +  =

5.  +  =



6.  +  =

7.  +  =

8.  +  =

9.  +  =

10.  +  =



11.  +  =

12.  +  =

13.  +  =

14.  +  =

15.  +  =

16.  +  =

