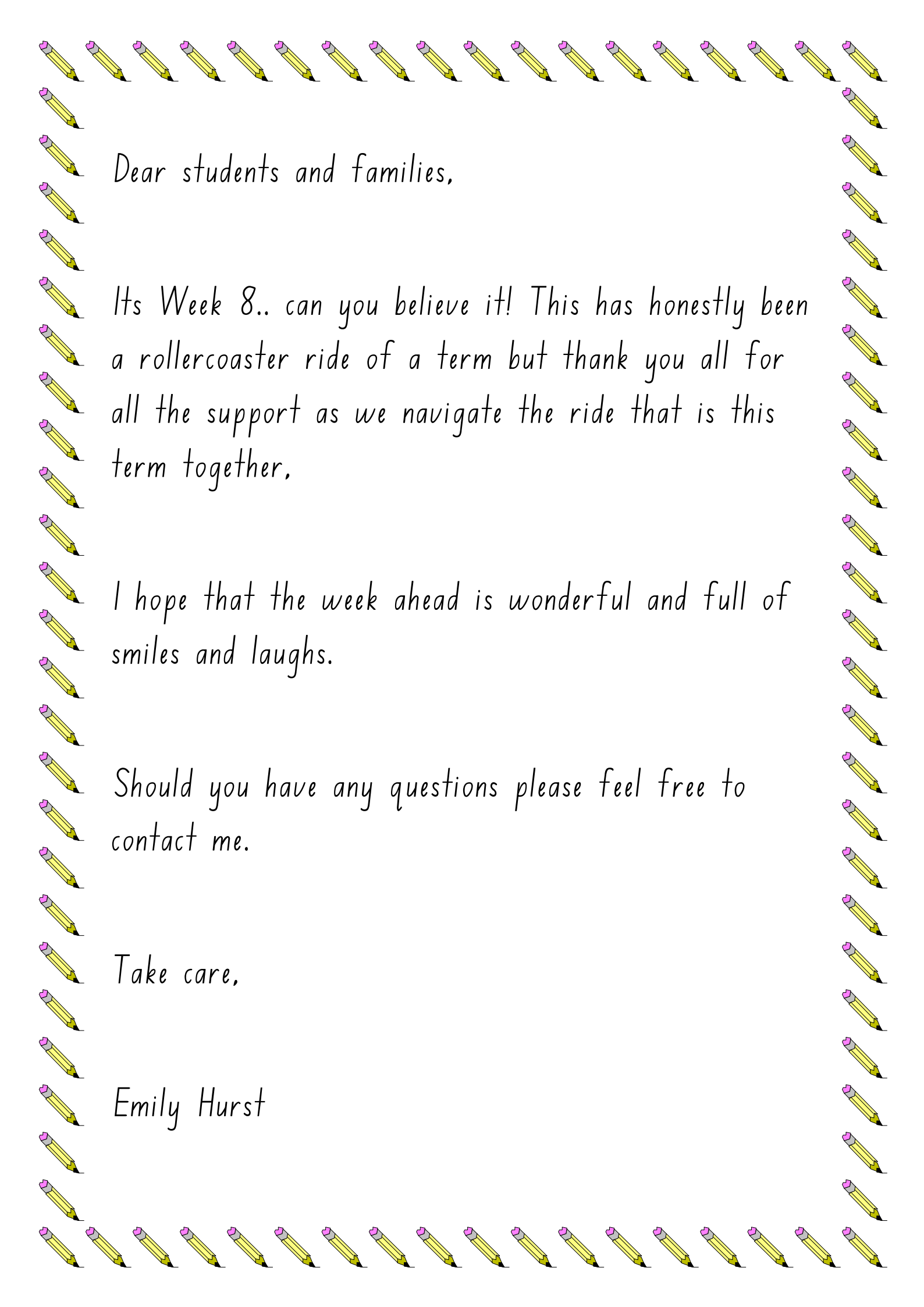


Week 8 Home Learning Package





Dear students and families,

Its Week 8.. can you believe it! This has honestly been a rollercoaster ride of a term but thank you all for all the support as we navigate the ride that is this term together,

I hope that the week ahead is wonderful and full of smiles and laughs.

Should you have any questions please feel free to contact me.

Take care,

Emily Hurst

Favorite classroom songs

Here is a list and links to our some of our daily songs and learning activities, feel free to try these at home.

Good morning songs-

Have a Good Morning, Have a Good Day | Morning Song for Kids | Jack Hartmann - Bing video

Good Morning Song for Kids (with lyrics) | The Singing Walrus - Bing video

Hello Song for Kids | Greeting Song for Kids | The Singing Walrus - Bing video

Good Morning Song for Kids - Bing video

Days of the week -

Days of the Week Song | The Singing Walrus - Bing video

Days Of The Week Addams Family (Parody) | Fun songs for Big Kids, Preschoolers and Toddlers - Bing video

Days of the Week Syllables Song | Jack Hartmann | Syllable Song - Bing video

Months of the year -

Months of the Year Song | Song for Kids | The Singing Walrus - Bing video

12 Months of the Year | Exercise Song for Kids | Learn the Months | Jack Hartmann - Bing video

Months of the Year Syllable Song Phonological Awareness Jack Hartmann - Bing video

Weather songs

How's the Weather Song - Bing video

SEASONS SONG for kids | Pancake Manor - Bing video

Seasons Song for Kids (Autumn Version) | Pancake Manor - Bing video

Phonics song-

Ants In The Apple - Bing video

Our favourite dances-

(4) Jump! Children's song by Patty Shukla (DVD version) - YouTube

Penguin Dance | Brain Breaks | Jack Hartmann - Bing video



Favourite songs

Old MacDonald Had a Farm | Flickbox Nursery Rhymes | Children Songs with Lyrics - Bing video

Old MacDonald Had A Farm (2018) | More Kids Songs | Super Simple Songs - Bing video

Wheels on the Bus | CoComelon Nursery Rhymes & Kids Songs - Bing video

Twinkle Twinkle Little Star - Bing video

Do You Like Broccoli Ice Cream? | Super Simple Songs - Bing video

The Ants Go Marching | Kids Songs | Super Simple Songs - Bing video

BINGO | Super Simple Songs - Bing video

One Potato, Two Potatoes | Super Simple Songs - Bing video

Movement songs

Brain Breaks - Action Songs for Children - Move and Freeze - Kids Songs by The Learning Station - Bing video

Shake Your Sillies Out 🎵 Brain Breaks Songs for Kids 🎵 Kids Action Songs by The Learning Station - Bing video

Penguin Dance | Brain Breaks | Jack Hartmann - Bing video

Freeze Dance | Freeze Song | Freeze Dance for Kids | Music for Kids | The Kiboomers - Bing video

Math songs

The Big Numbers Song - Bing video

Shapes song for kids | The Singing Walrus - Bing video

What's Your Favorite Color? | Kids Songs | Super Simple Songs - Bing video

Five Little Ducks | Kids Songs | Super Simple Songs - Bing video

Humpty Dumpty - 3D Animation English Nursery Rhyme songs For Children with Lyrics - Bing video

Hickory Dickory Dock | Super Simple Songs - Bing video

One Little Finger | featuring Noodle & Pals | Super Simple Songs - Bing video

Miss Loaney has made a list of all our favourite dances and songs that K2H have enjoyed this year so you can enjoy them at home.

Songs:

Heads shoulders knees and toes <https://www.youtube.com/watch?v=RuqvGiZiOqg>

Ants Go Marching

<https://www.youtube.com/watch?v=Pjw2A3QU8Qg>

Five Little Ducks

<https://www.youtube.com/watch?v=pZw9veQ76fo>

Ten in the Bed

https://www.youtube.com/watch?v=TdDypyS_5zE

Freeze song

<https://www.youtube.com/watch?v=2UcZWXvgMZE>

Old Macdonald had a farm

https://www.youtube.com/watch?v=_6HzoUcx3eo

Hickory Dickory Dock

<https://www.youtube.com/watch?v=HGgskIW-mtg>

Just Dance:

I like to Move It

<https://www.youtube.com/watch?v=ziLHZekbMUo>

I am a Gummy Bear

<https://www.youtube.com/watch?v=mYLhX6aJ32o>

Five Little Monkeys

<https://www.youtube.com/watch?v=lxFOiaYJR-s>

Each day, mark the day off by crossing the number off on the chart. Any special occasions you can add to your calendar?

| AUGUST 2021 | | | | | | |
|-------------|-----|-----|-----|-----|-----|-----|
| SUN | MON | TUE | WED | THU | FRI | SAT |
| 1 | 2 | 3 | 4 | 5 | 6 | 7 |
| 8 | 9 | 10 | 11 | 12 | 13 | 14 |
| 15 | 16 | 17 | 18 | 19 | 20 | 21 |
| 22 | 23 | 24 | 25 | 26 | 27 | 28 |
| 29 | 30 | 31 | | | | |

| 2021 SEPTEMBER | | | | | | |
|----------------|-----|-----|-----|-----|-----|-----|
| SUN | MON | TUE | WED | THU | FRI | SAT |
| | | | 1 | 2 | 3 | 4 |
| 5 | 6 | 7 | 8 | 9 | 10 | 11 |
| 12 | 13 | 14 | 15 | 16 | 17 | 18 |
| 19 | 20 | 21 | 22 | 23 | 24 | 25 |
| 26 | 27 | 28 | 29 | 30 | | |

burning

hot

hot

warm

cool

cold

freezing
cold



sunny



cloudy



partially
cloudy



windy



stormy



rainy



snowy

The
WEATHER
today




What is the weather like today?

Using pictures or words, can you record the weather for each day this week?

| Monday | Tuesday | Wednesday | Thursday | Friday | Saturday | Sunday |
|--------|---------|-----------|----------|--------|----------|--------|
| | | | | | | |

Draw a picture of something you have done outside today



Sing along to the months of the year. Try to point at each month as you go.



Sing along to the days of the week, try to point to each day as you go



Sunday

Monday



Tuesday

Wednesday



Thursday

Friday



Saturday



a



b



c



d



e



f



g



h



i



j



k



l



m



n



o



p



q



r



s



t



u



v



w



x



y



z

A4 Alphabet Card B101



© Copyright 1991-98 Butterflies. All rights reserved.


P.O. Box 21614
Henderson,
Auckland 1231
New Zealand
PricFax (INT) 64 9 828 7742
PricFax (NZ) 09 828 7742
Printed in New Zealand

is the
and for
a on

I am
went to
this can

we are
like my
in see

Using the yellow
butterfly card
listen to the ants
in the apple song
and point to the
sounds as you go



Ants In The Apple - Bing video

Extension


Using the blends
card can you say
the blend i.e. th as in thumb sw as in
swing





Alphabet Adventures


Complete the maze by following the pictures that begin with the 'e' sound.

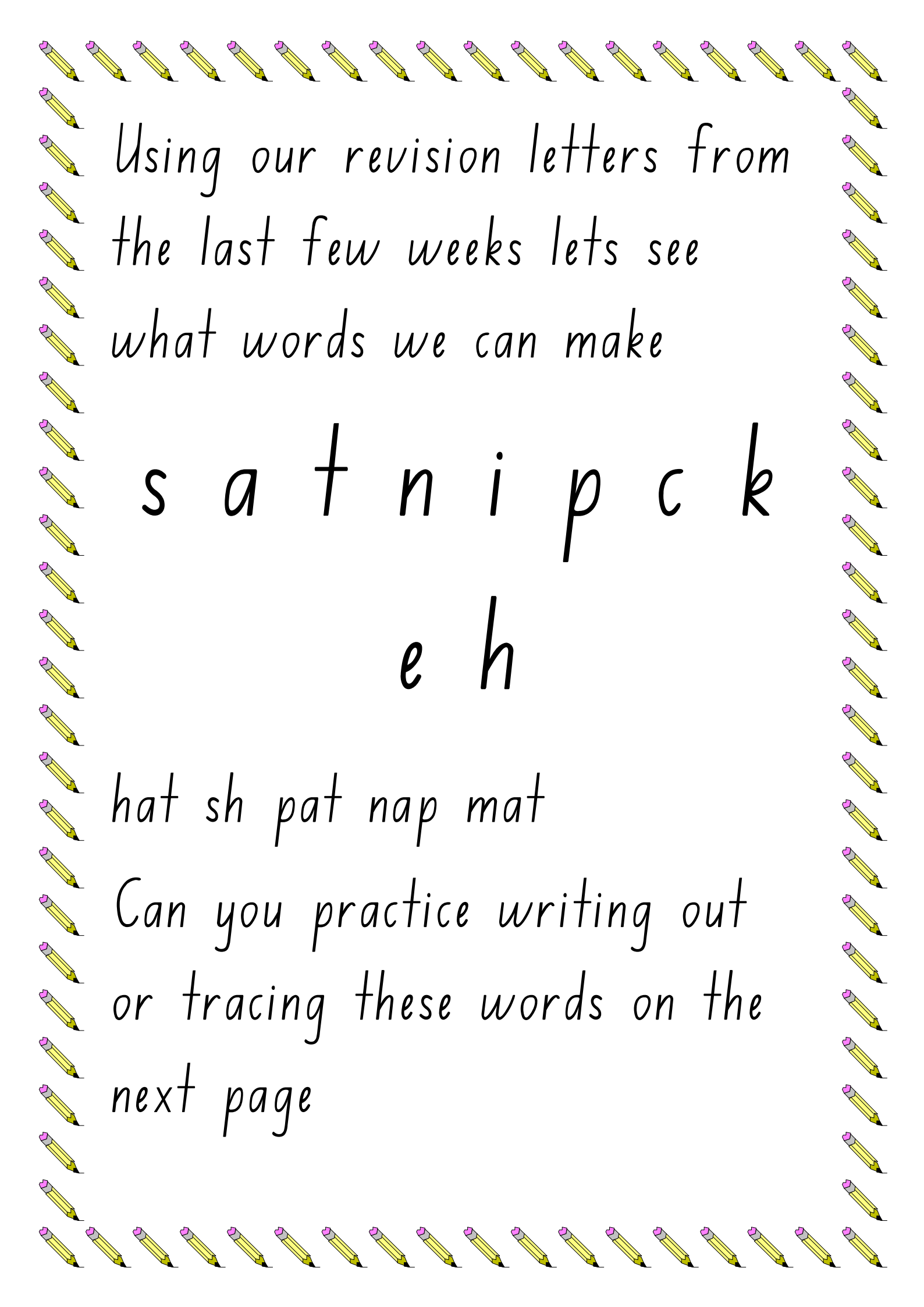


Alphabet Adventures

Complete the maze by following the pictures that begin with the 'h' sound.

Hh





Using our revision letters from
the last few weeks lets see
what words we can make

s a t n i p c k
e h

hat sh pat nap mat

Can you practice writing out
or tracing these words on the
next page



hat

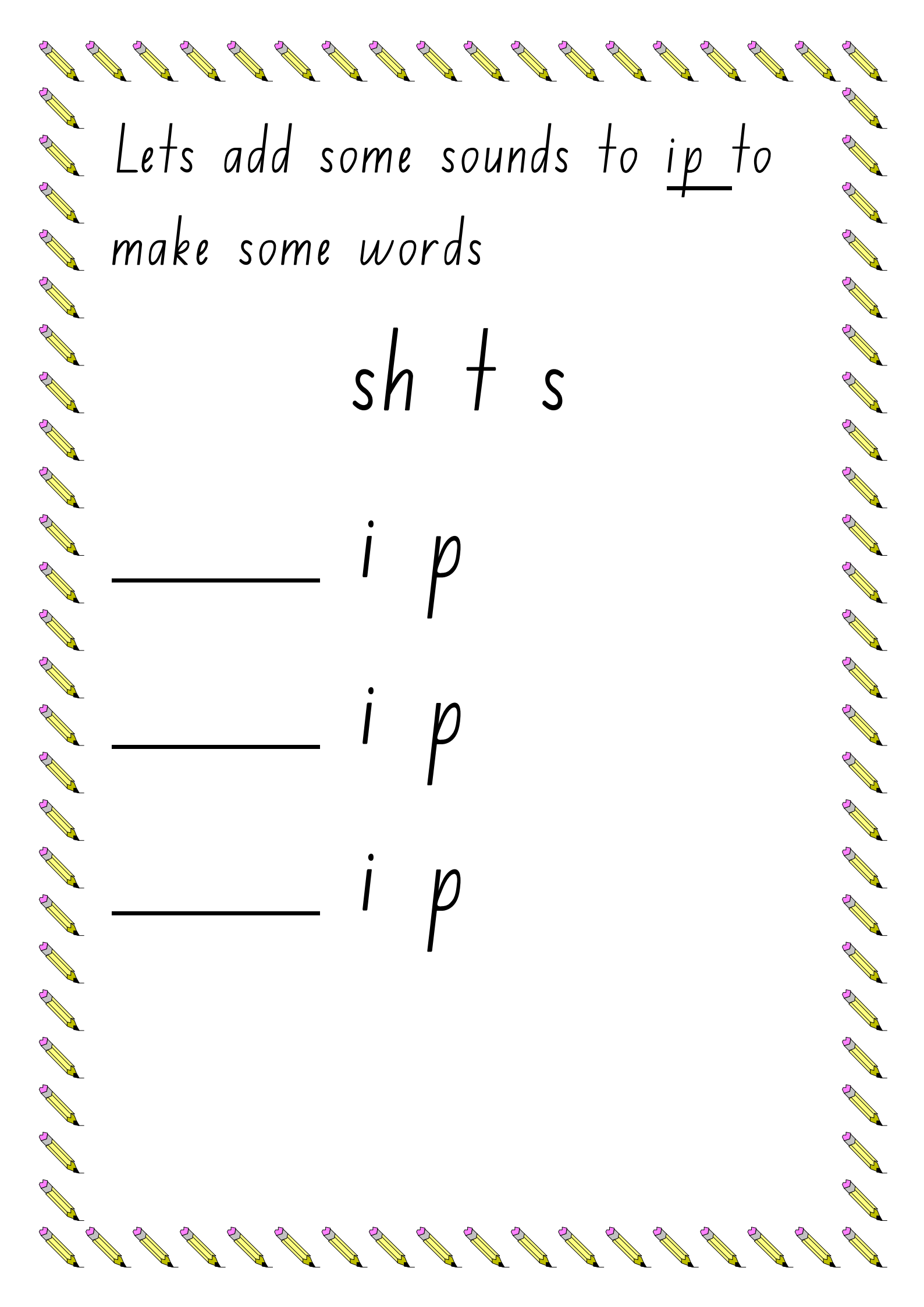
ship

pat

nap

mat

at



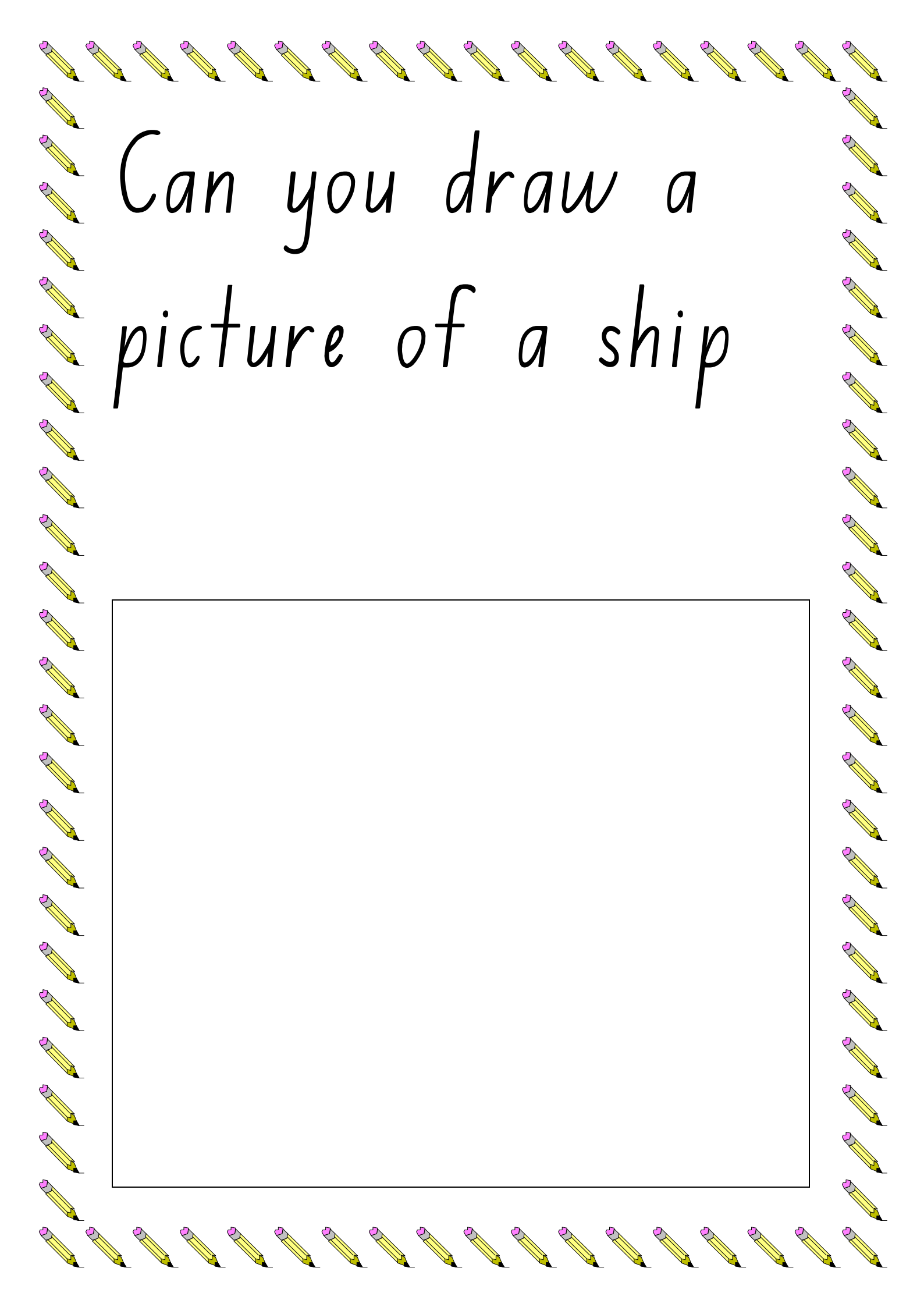
Lets add some sounds to ip to
make some words

sh t s


_____ i p

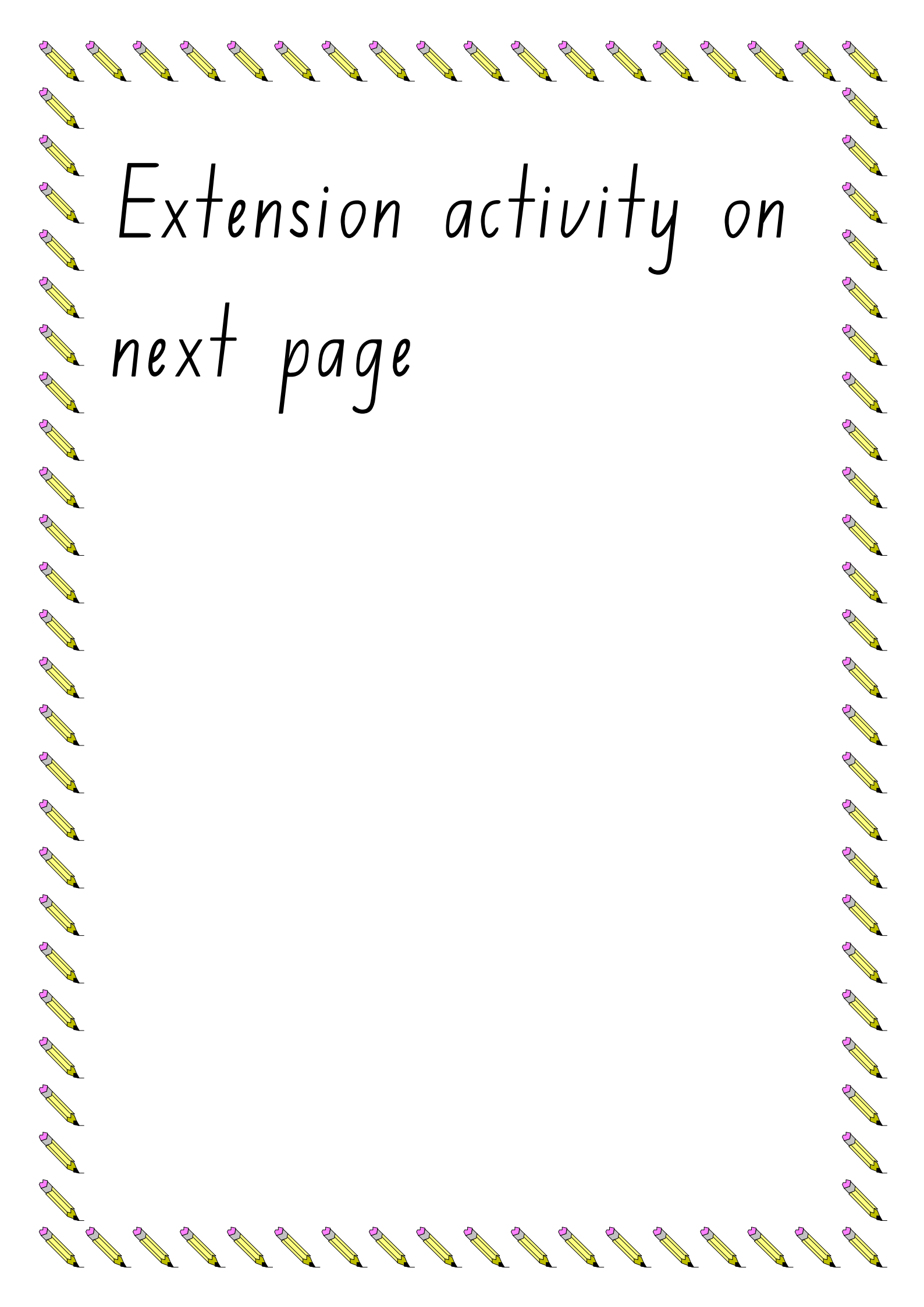
_____ i p

_____ i p



Can you draw a
picture of a ship



A decorative border of yellow pencils with pink erasers surrounds the text. The pencils are arranged in a rectangular frame, with some pencils at the corners pointing outwards and others pointing inwards.

*Extension activity on
next page*

Trace the blend 'cr' and circle the pictures that start with 'cr'.

cr



cr



cr



cr

Tip
Teacher

Trace the blend 'cl' and circle the pictures that start with 'cl'.

cl



cl



cl



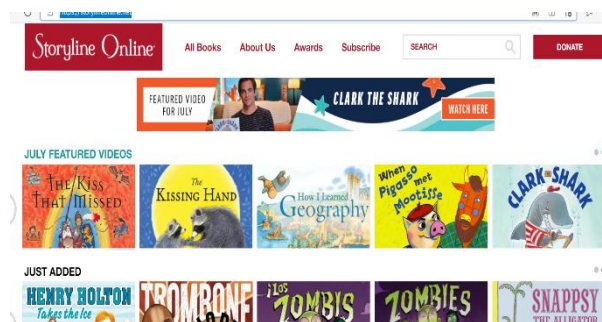
cl

Tip
Teacher


Interactive stories

The following websites have stories to listen to and activities to try

[Storyline Online - Home](#)



[THE LITERACY SHED - Home](#)



Rhyme time

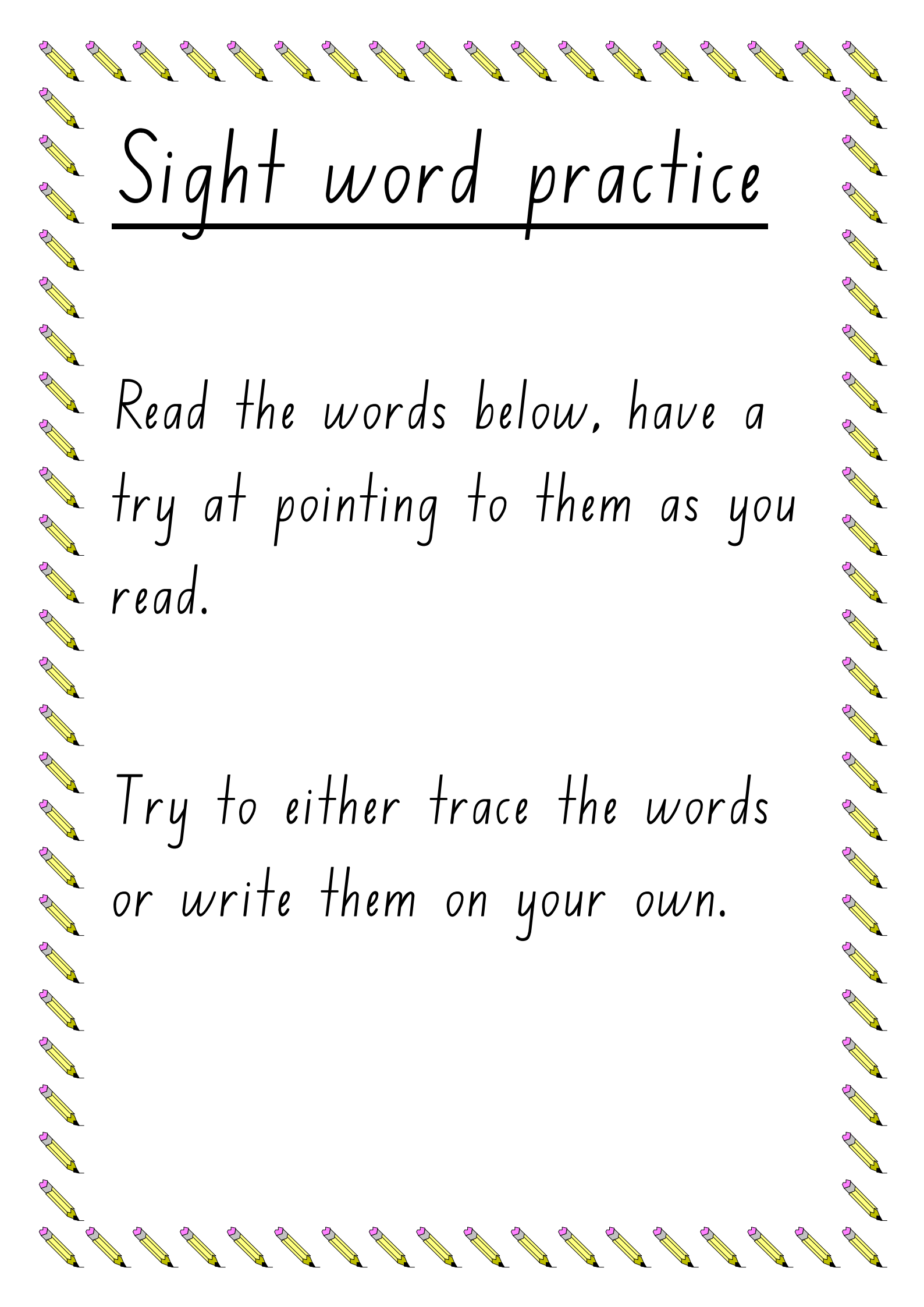


GENERATING RHYME

tapteacher®

Draw a picture that rhymes with each word.





Sight word practice

Read the words below, have a try at pointing to them as you read.

Try to either trace the words or write them on your own.



I am

went to

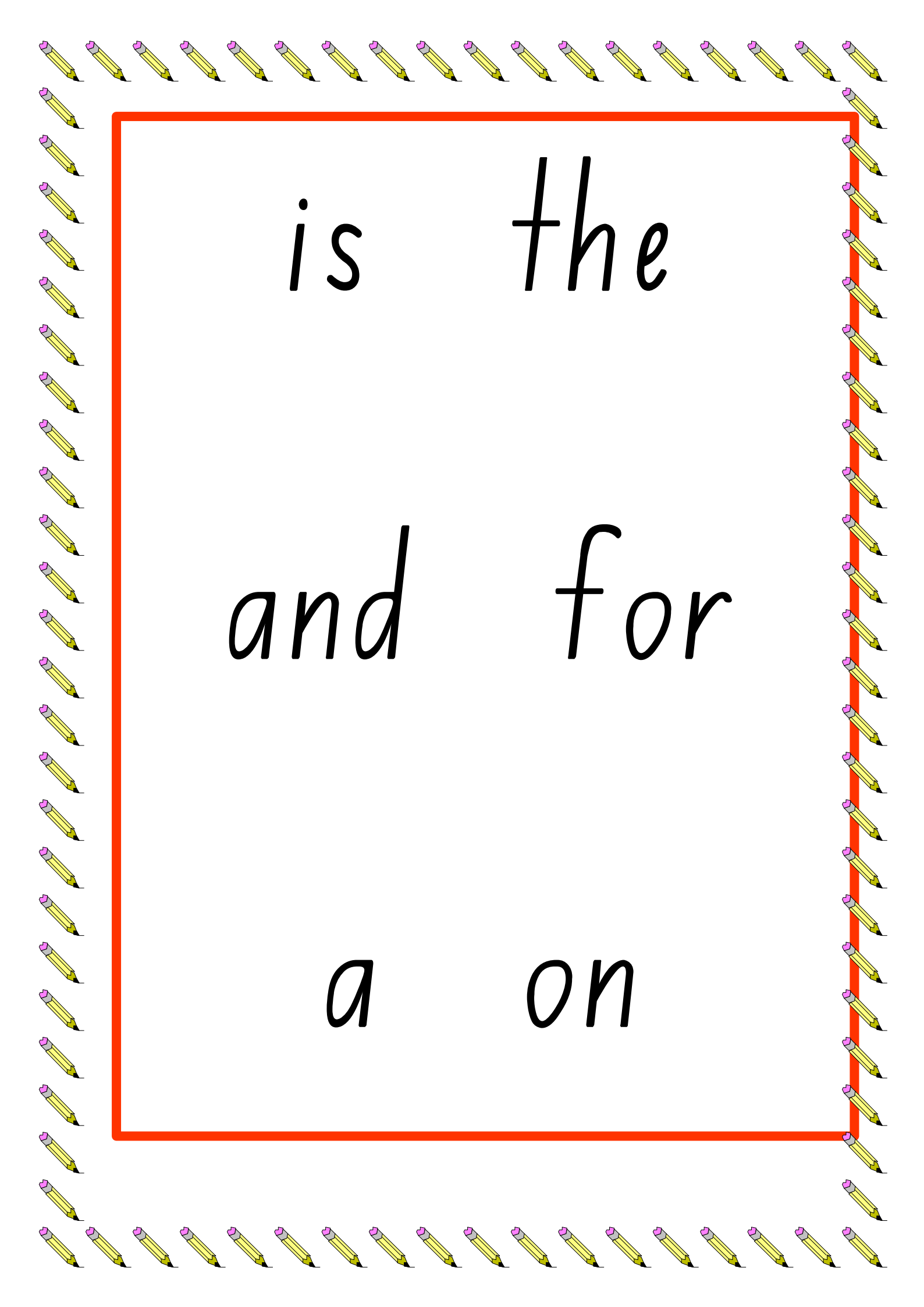
this can



we are

like my

in see



is the

and for

a on



Extension

Have a go at reading the yellow sight words.

Using your pointing finger, point to the words and have a go at saying them.

Can you copy over these words? Can you write them out?



what

went

run

when

all

your

were

going

school

an

down

no

there

each

use

sleep



do

how

book

their

too

father

good

if

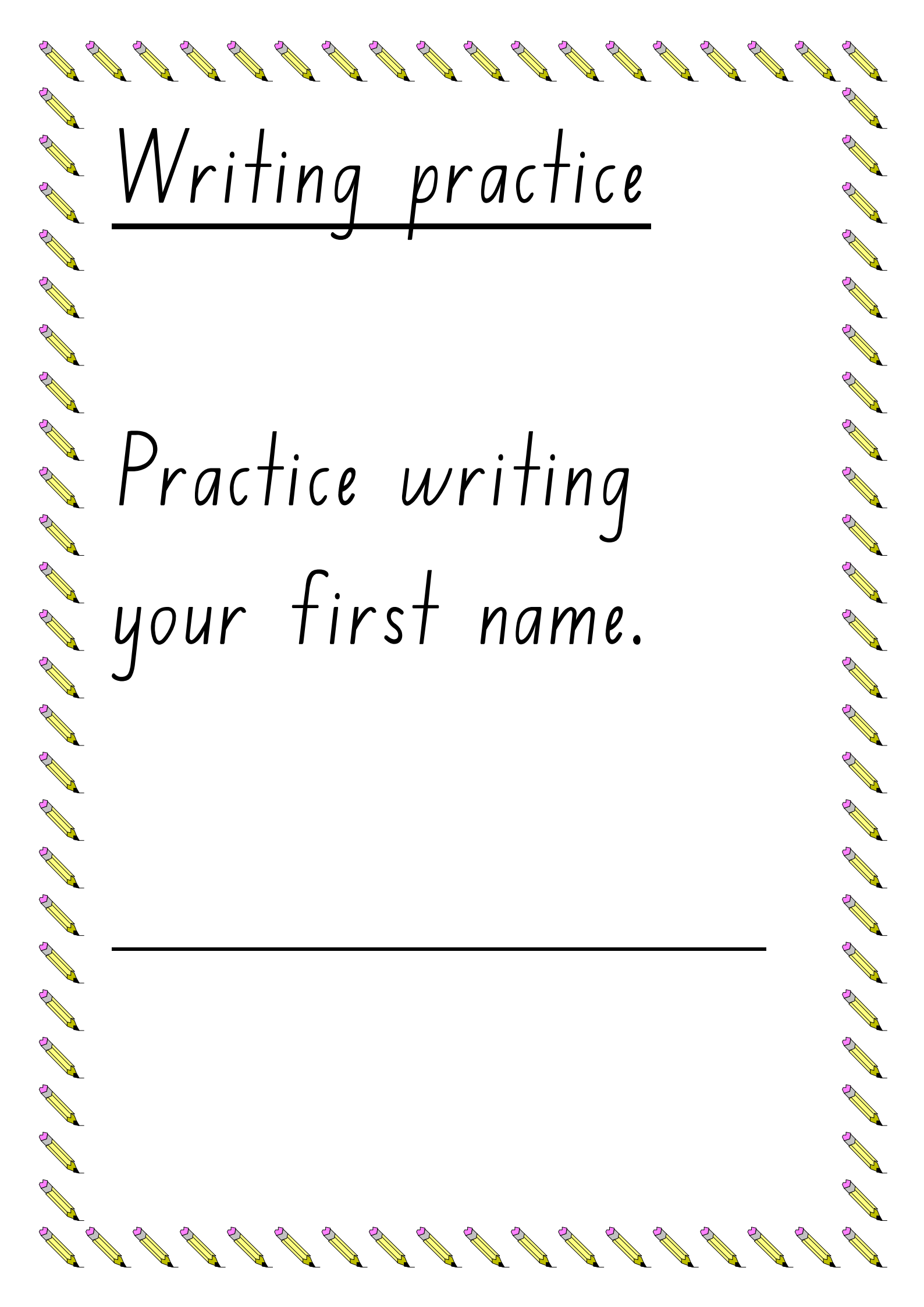
put

please

I'm

day

want




Writing practice

Practice writing
your first name.





Extension:

Can you write your
full name or your
parents name?



Draw a picture of
someone at home






Write a sentence
about your favourite
toy.

I like Autumn Leaves




By _____



_____ like red leaves.




like orange leaves



like yellow leaves.



like green leaves.



like brown leaves.

NATURE SCAVENGER HUNT



A curved leaf

☐


A spider web

☐


A spotted rock

☐


Something yellow

☐


A track or footprint

☐


A flying insect

☐


A seed or seed pod

☐


A hole

☐


A bug or insect

☐


A funny shaped cloud

☐


Something beautiful

☐


An evergreen tree

☐


A feather

☐


Three types of birds

☐


Some water

☐


A stick shaped like a letter of the alphabet


☐


tree sap








☐


Something smooth

☐



OUTDOOR SCAVENGER HUNT

- | | |
|--|--|
| <input type="checkbox"/>  1 GREEN LEAF | <input type="checkbox"/>  BIRD |
| <input type="checkbox"/>  1 BROWN LEAF | <input type="checkbox"/>  A WEED |
| <input type="checkbox"/>  3 STICKS | <input type="checkbox"/>  BUTTERFLY |
| <input type="checkbox"/>  SPIDER WEB | <input type="checkbox"/>  TREE |
| <input type="checkbox"/>  BUG | <input type="checkbox"/>  CLOVER |
| <input type="checkbox"/>  WATER | <input type="checkbox"/>  FEATHER |
| <input type="checkbox"/>  SMOOTH ROCK | <input type="checkbox"/>  BEE |
| <input type="checkbox"/>  ANTS | <input type="checkbox"/>  PINECONE |
| <input type="checkbox"/>  FLOWER | <input type="checkbox"/>  GRASS |
| <input type="checkbox"/>  CLOUD | <input type="checkbox"/>  TREE STUMP |



LET'S TAKE A WALK!



SCAVENGER HUNT

- | | |
|---|--|
| <input type="checkbox"/>  MAILBOX | <input type="checkbox"/>  PAW PRINT |
| <input type="checkbox"/>  YELLOW HOUSE | <input type="checkbox"/>  SKATEBOARD |
| <input type="checkbox"/>  ROSES | <input type="checkbox"/>  SINGING BIRD |
| <input type="checkbox"/>  DOG | <input type="checkbox"/>  A FAMILY |
| <input type="checkbox"/>  STROLLER | <input type="checkbox"/>  BLUE CAR |
| <input type="checkbox"/>  FENCE | <input type="checkbox"/>  A FLAG |
| <input type="checkbox"/>  TALLEST TREE | <input type="checkbox"/>  SPRINKLERS |
| <input type="checkbox"/>  A RED DOOR | <input type="checkbox"/>  BICYCLE |
| <input type="checkbox"/>  CLOUDS | <input type="checkbox"/>  A PACKAGE |
| <input type="checkbox"/>  MOTORCYCLE | <input type="checkbox"/>  DELIVERY TRUCK |



Can you write the numbers 1-30?

| | | | |
|--|--|--|--|
| | | | |
| | | | |
| | | | |
| | | | |
| | | | |
| | | | |
| | | | |

Can you draw 23 lines?

Extension

Can you fill in the hundreds chart with the missing numbers (a complete chart is on the next page)

| | | | | | | | | | |
|-----------|--|-----------|--|-----------|--|-----------|--|-----------|--|
| 1 | | 3 | | 5 | | 7 | | 9 | |
| 11 | | 13 | | 15 | | 17 | | 19 | |
| 21 | | 23 | | 25 | | 27 | | 29 | |
| 31 | | 33 | | 35 | | 37 | | 39 | |
| 41 | | 43 | | 45 | | 47 | | 49 | |
| 51 | | 53 | | 55 | | 57 | | 59 | |
| 61 | | 63 | | 65 | | 67 | | 69 | |
| 71 | | 73 | | 75 | | 77 | | 79 | |
| 81 | | 83 | | 85 | | 87 | | 89 | |
| 91 | | 93 | | 95 | | 97 | | 99 | |

Use the number chart to
practice your counting

Name _____

COUNTING

My Super
Chart to 120


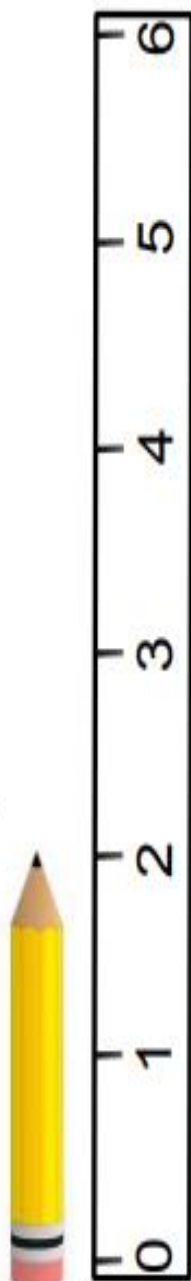
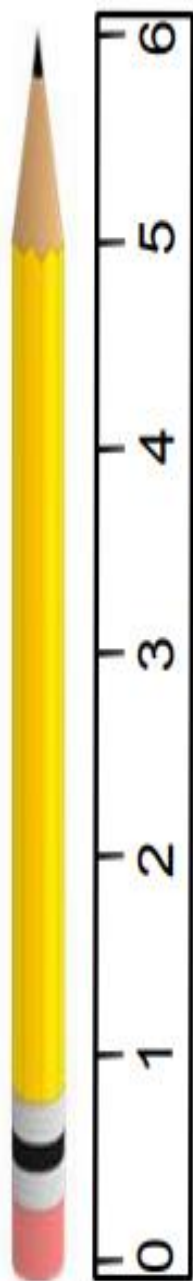
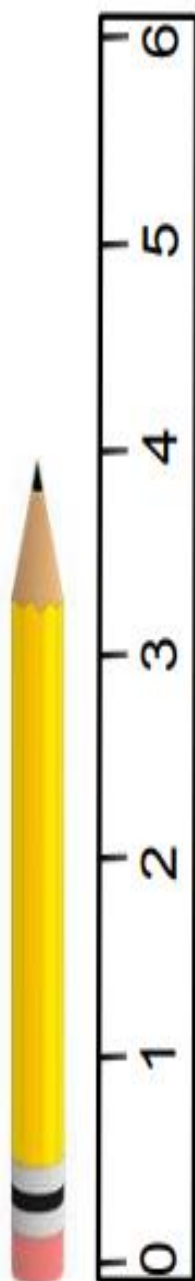
Use this chart to help with
addition and subtraction

Hundreds Chart

| | | | | | | | | | |
|-----|-----|-----|-----|-----|-----|-----|-----|-----|-----|
| 1 | 2 | 3 | 4 | 5 | 6 | 7 | 8 | 9 | 10 |
| 11 | 12 | 13 | 14 | 15 | 16 | 17 | 18 | 19 | 20 |
| 21 | 22 | 23 | 24 | 25 | 26 | 27 | 28 | 29 | 30 |
| 31 | 32 | 33 | 34 | 35 | 36 | 37 | 38 | 39 | 40 |
| 41 | 42 | 43 | 44 | 45 | 46 | 47 | 48 | 49 | 50 |
| 51 | 52 | 53 | 54 | 55 | 56 | 57 | 58 | 59 | 60 |
| 61 | 62 | 63 | 64 | 65 | 66 | 67 | 68 | 69 | 70 |
| 71 | 72 | 73 | 74 | 75 | 76 | 77 | 78 | 79 | 80 |
| 81 | 82 | 83 | 84 | 85 | 86 | 87 | 88 | 89 | 90 |
| 91 | 92 | 93 | 94 | 95 | 96 | 97 | 98 | 99 | 100 |
| 101 | 102 | 103 | 104 | 105 | 106 | 107 | 108 | 109 | 110 |
| 111 | 112 | 113 | 114 | 115 | 116 | 117 | 118 | 119 | 120 |

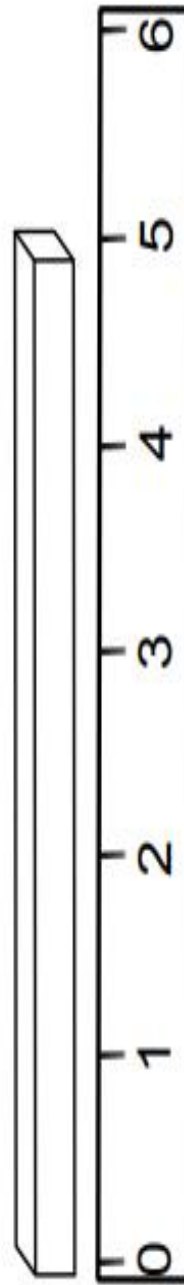
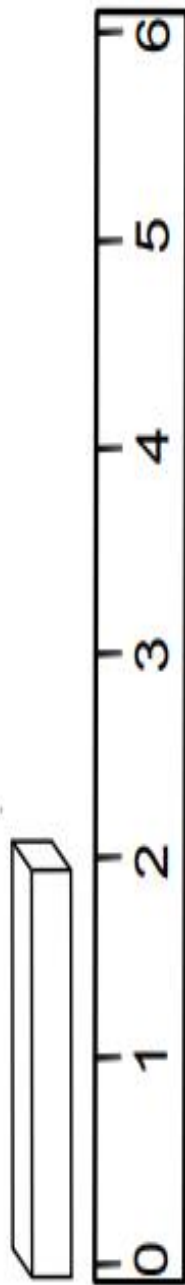
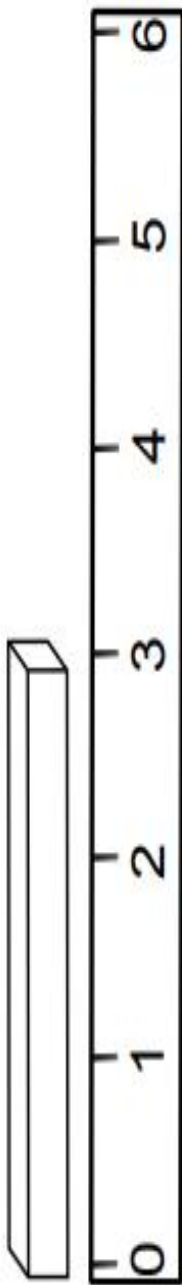
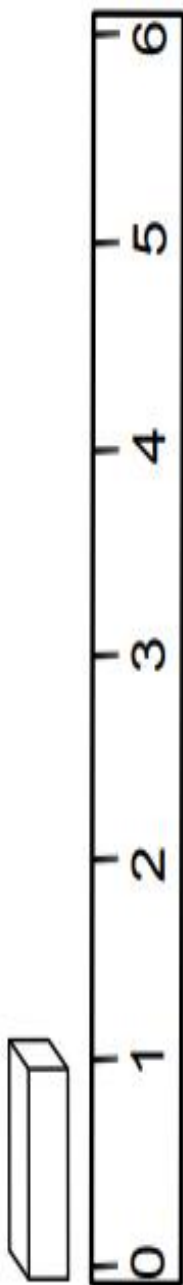
©Kim Shannon


Measure the length of each block and write it in the box.



Kindergarten Measurement Worksheet

Measure the height of each block and write it in the box.





Draw a line between each bird's position and the ordinal number.



fourth



third



first



sixth

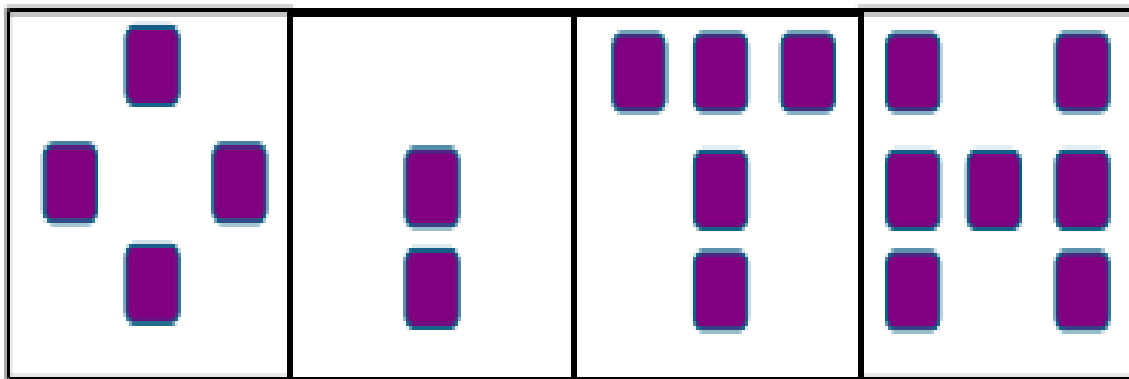

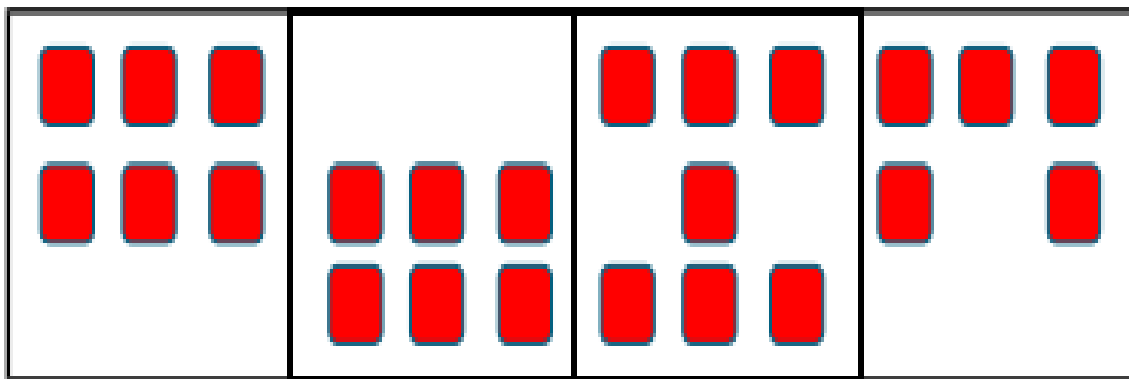
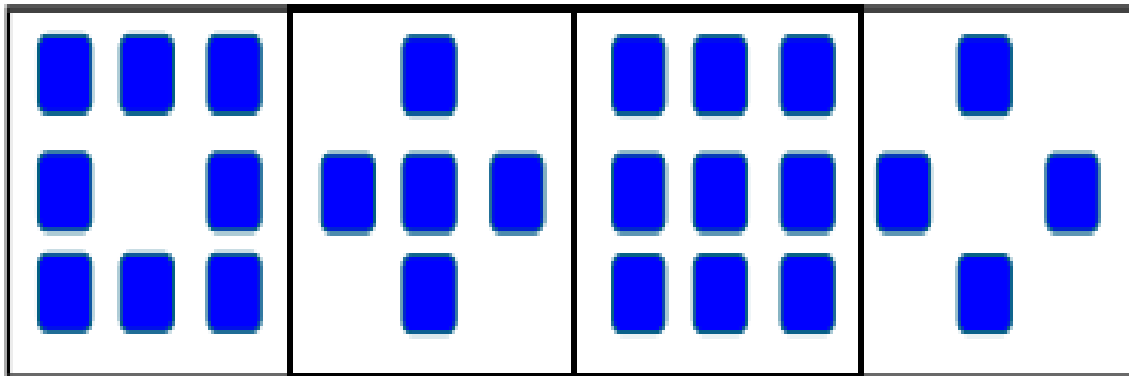


fifth



second

Circle the group with the most objects.
 Cross out the group with the least objects.



1 – Blue
4 – Purple

2 – Grey
5 - Orange

3 – Red

